



# ES2-SERIES SELF-POWERED COMBINATION LED RUNNING MAN (STEEL HOUSING)



Project	
Date	
Prepared by	
Model #	<b>ES2-RC1SC30B-3</b>

## OVERVIEW

The ES2-RC1SC30B-3 Self-Powered Combination Running Man is constructed from a durable, steel housing. It comes standard with a mounting canopy, three pictograms, one backplate and all mounting hardware. An external LED status indicator and test switch is standard.

## PRODUCT HIGHLIGHTS

- Universal AC input voltage from 120-347VAC, with back-up battery
- 30W Battery Power, able to support **6W** of remote LED heads for more than 120 min
- Constructed of durable 20 gauge steel
- 90° x 90° swivel LED emergency lighting heads
- Powered by bright LEDs, with each head delivering more than 3 foot candle at an 8 foot distance
- Running Man sign emits even light output with high uniformity
- 9.84 cd/m<sup>2</sup> high light output
- CSA listed for Canada & the US

### ELECTRICAL SPECIFICATIONS

<b>Input Voltage</b>	120-347 VAC 50/60Hz	<b>Battery Type</b>	Lead-Acid
<b>System Power</b>	6W	<b>Battery Charge Time</b>	24 hours
<b>Indicator</b>	Charge, Discharge, Test	<b>Battery Discharge Time</b> (CSA Req't: >2 hrs)	>2 hours
<b>Battery Capacity</b>	6V 5Ah (30W)		

### LIGHTING INFORMATION

<b>Lamp Type</b>	LED	<b>LED Heads Lumen Output</b>	2 x 130 lm (260 lm)
<b>Lens Material</b>	PVC	<b>Running Man Sign Luminance</b>	9.84 cd/m <sup>2</sup>
<b>Lamp Power</b>	2 x 2W (LED Heads) + 2W (Sign)	<b>Illuminating Surface Uniformity</b>	78%

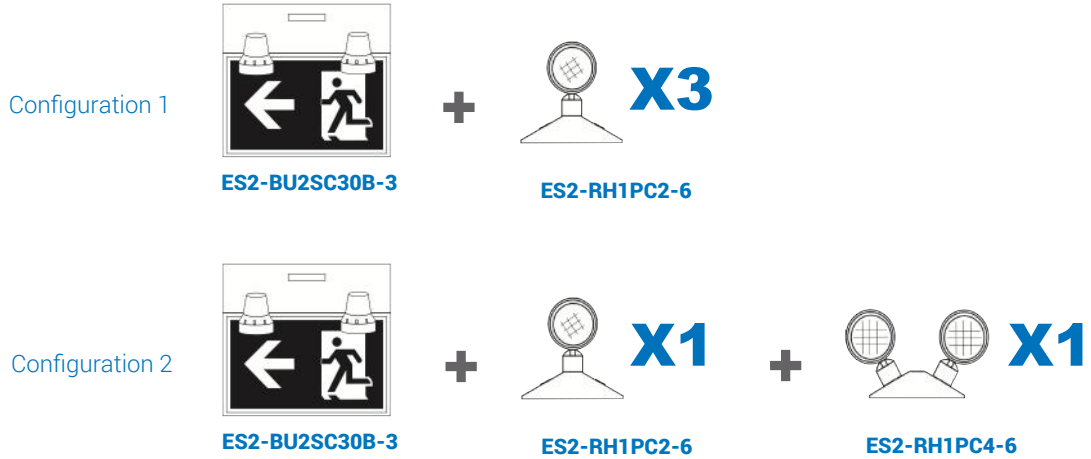
### EXTERNAL & MECHANICAL SPECIFICATIONS

<b>Housing Material</b>	Powder Coated Steel	<b>Material Grade</b>	UL-94v0
<b>Housing Color</b>	White	<b>Operation Temperature Range</b>	5°C to 30°C / 41°F to 86°F
<b>Dimension (inch/mm)</b>	13.2" (W) x 12" (H) x 3.15" (D) 335mm (W) x 305mm (H) x 80mm (D)	<b>Installation Method</b>	Ceiling Mount, Wall Mount, Flag Mount
<b>Weight</b>	3.55 kg / 7.83 lbs	<b>Warranty</b>	5 years

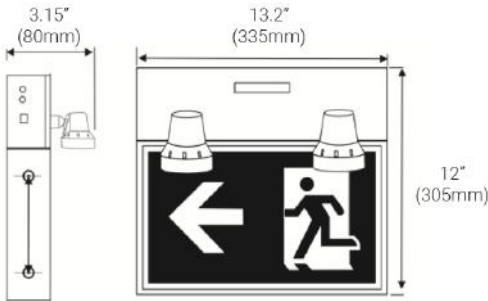
## APPROVALS & LISTINGS

<b>Safety Compliance</b>	cCSAus	<b>Safety Standards</b>	CAN/CSA-C860-11 CSA C22.2 No. 141-15 CAN/CSA-C22.2 No. 250.13-14
<b>File Number</b>	272501	<b>Approved Locations</b>	Damp Locations

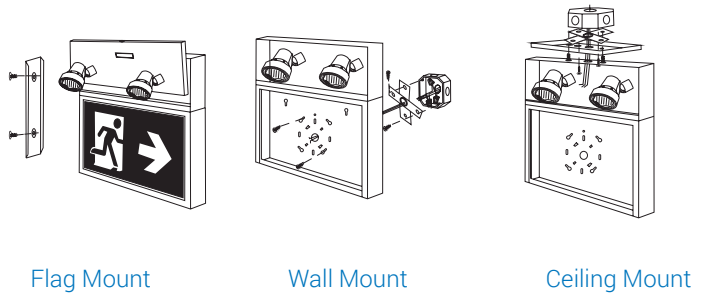
## RECOMMENDED CONFIGURATIONS



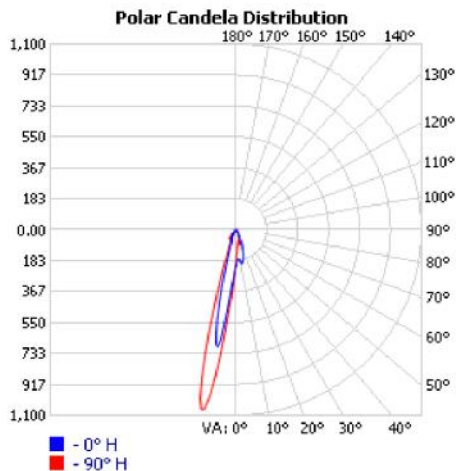
## PRODUCT DIMENSIONS



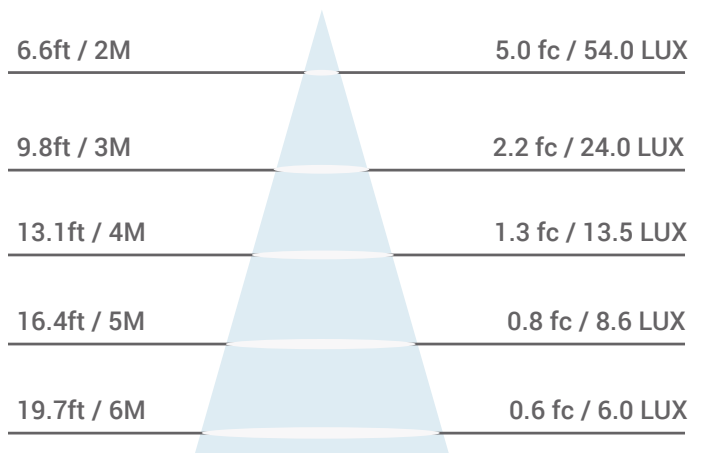
## MOUNTING DIAGRAM



## POLAR CANDELA DISTRIBUTION (FOR 1 LED HEAD)



## ILLUMINANCE AT A DISTANCE (FOR 1 LED HEAD)



1. Due to the special conditions of manufacturing, the typical data of optical specifications can only reflect statistical figures and do not necessarily correspond to the actual parameters of each single product which could differ from the typical data.  
2. Exceeding maximum ratings for input voltage and current will cause hazardous overload and will likely destroy the LED fixture.  
3. Refer to Warranty Terms & Conditions available at [premiseled.com/warranty](http://premiseled.com/warranty)