



Highly Configurable to Meet Your Needs

Available in 120-277V & 277-480V

Sensor & Controls Ready

4000K & 5000K



HBX1-Series LED Monopoint High Bays



The HBX1-Series is the most versatile Monopoint High Bay offered in the North American market. Built using an ultra-thin, aluminum die cast design, it is a lightweight fixture that can be configured for almost any application.

With multiple configuration options including the ability to add a junction box or battery backup to integrating a remote-controlled motion sensor or side mounting sensors and wireless adapters, the HBX1 is the only high bay you'll need to consider to meet the demands of every project.

Key Features & Benefits

- Up to 138 lumens/W
- Polycarbonate annular "Fresnel" lens for even 360° light dispersal
- AkzoNobel powdercoated aluminum driver box and housing
- Features an optional integrated, motion sensor for occupancy detection and dimming control
- Pre-installed 10 foot whip for quick installations
- Native 90° beam angle reduces the need for a reflector in most installs
- Multiple configurations to meet the needs of your project including Integrated Junction Box, Emergency Battery Backup, Motion Sensors, Reflectors, Motion Sensor Remote, and other Mounting options


WHY CHOOSE THIS FIXTURE?

FLEXIBLE MOUNTING

Comes with safety hook for suspension mounting that can be removed for 1/2" NPT pendant mounting. Yoke mount for attaching to walls or other structures also available

LOW PROFILE & LIGHTWEIGHT

For improved thermal performance and easy to install



MULTIPLE CONFIGURATION OPTIONS

- 4 Reflector Configurations
- Integrated Junction Box Add-On
- Emergency Backup Battery
- Integrated or Side-Mount Motion Sensors
- Yoke Mounting

INTEGRATED MOTION SENSOR

Integrated motion sensor for occupancy sensing and programmable 0-10V dimming via remote control














Available Models

MODEL#	VOLTAGE	WATTAGE	LUMEN	CRI	CCT	OPERATION RANGE	DIMMING
HBX1-1004-1	120-277VAC	100W	12239	83	4000K	-40°F to +122°F / -40°C to +50°C	0-10V
HBX1-1004-2	277-480VAC	100W	12919	80	4000K	-40°F to +122°F / -40°C to +50°C	0-10V
HBX1-1005-1	120-277VAC	100W	12347	84	5000K	-40°F to +122°F / -40°C to +50°C	0-10V
HBX1-1005-2	277-480VAC	100W	13068	80	5000K	-40°F to +122°F / -40°C to +50°C	0-10V
HBX1-1504-1	120-277VAC	150W	20132	80	4000K	-40°F to +122°F / -40°C to +50°C	0-10V
HBX1-1504-2	277-480VAC	150W	19434	80	4000K	-40°F to +122°F / -40°C to +50°C	0-10V
HBX1-1505-1	120-277VAC	150W	20358	80	5000K	-40°F to +122°F / -40°C to +50°C	0-10V
HBX1-1505-2	277-480VAC	150W	19575	80	5000K	-40°F to +122°F / -40°C to +50°C	0-10V
HBX1-2304-1	120-277VAC	230W	30242	80	4000K	-40°F to +122°F / -40°C to +50°C	0-10V
HBX1-2304-2	277-480VAC	230W	32445	80	4000K	-40°F to +122°F / -40°C to +50°C	0-10V
HBX1-2305-1	120-277VAC	230W	30803	80	5000K	-40°F to +122°F / -40°C to +50°C	0-10V
HBX1-2305-2	277-480VAC	230W	32761	80	5000K	-40°F to +122°F / -40°C to +50°C	0-10V
HBX1-3004-1	120-277VAC	300W	39321	80	4000K	-40°F to +113°F / -40°C to +45°C	0-10V
HBX1-3004-2	277-480VAC	300W	37822	83	4000K	-40°F to +122°F / -40°C to +50°C	0-10V
HBX1-3005-1	120-277VAC	300W	40640	80	5000K	-40°F to +113°F / -40°C to +45°C	0-10V
HBX1-3005-2	277-480VAC	300W	38145	80	5000K	-40°F to +122°F / -40°C to +50°C	0-10V

Reflector Options

	HB-AR1X1	Aluminum Reflector (80°) for HBX1 (100W, 150, 230W models)		HB-AR2X1	Aluminum Reflector (80°) for HBX1 (300W models)
	HB-PR1X1	Prismatic Reflector (75°) for HBX1 (100W, 150W, 230W models)		HB-PR2X1	Prismatic Reflector (75°) for HBX1 (300W models)
	HB-CLX1	Cone Lens Attachment for HBX1 Prismatic Reflectors (All models)			
	HB-DLX1	Drop Lens Attachment for HBX1 Prismatic Reflectors (All models)			

Accessories

	HB-YKX1	Yoke Mount
	HB-JB1X1	Junction Box (100W, 150W, 230W models)
	HB-JB2X1	Junction Box (300W models)
	HB-MSX1-1	Integrated Motion Sensor for 120-277V models
	HB-RCX1	Remote Control for 120-277V Integrated Motion Sensor (one remote per entire system)
	MS1-DHR-SA-4	Motion Sensor and Arm for 277-480V models
	RC01	Remote Control for 277-480V Motion Sensor (one remote per entire system)
	HB-24EBX1	24W Emergency Battery for 120-277 models
	HB-WGX1	Wire Guard (100W, 150W, 230W models)
	HB-WGX2	Wire Guard (300W models)
	HB-34NPTAX1	3/4" NPT Adaptor for all models
	HB-CARABINER	Carabiner for all models
	HB-EYEBOLT	Eyebolt for all models

Adders & Options

Cord End Adders

N01	5-15P 125V 15A Straight Plug
N02	6-15P 250V 15A Straight Plug
N04	L5-15P 125V 15A Locking Plug
N05	L6-15P 250V 15A Locking Plug
N06	L7-15P 277V 15A Locking Plug
N07	5-20P 125V 20A Straight Plug
N08	6-20P 250V 20A Straight Plug
N09	7-20P 277V 20A Straight Plug
N10	L5-20P 125V 20A Locking Plug
N11	L6-20P 250V 20A Locking Plug
N12	L7-20P 277V 20A Locking Plug
N13	L24-20P 347V 20A Locking Plug
N14	L8-20P 480V 20A Locking Plug

Motion Sensor Adders

M2	Motion Sensor 120-277V
M3	Motion Sensor and Arm 347-480V

Emergency Battery Adders

EB2	24W Emergency Battery Backup (100-277V only - not compatible with Motion Sensor)
------------	--