



BLP Backlit Panel

FEATURES

- One for one alternative LED solution to fluorescent luminaires/fixtures/troffers
- Low profile is ideal for shallow plenum spaces
- Available in 1'x4', 2'x2' and 2'x4'
- PowerSet feature allows for multiple "set and forget" lumen stops in each fixture
- FieldCCeT feature allows for multiple "set and forget" CCT options in each fixture

CERTIFICATIONS

- UL Listed for dry/damp locations
- IC Rated for insulation contact
- DesignLights Consortium® Qualified - meets DLC requirements for efficacy and lumen maintenance
- DesignLights Consortium® Premium Qualified - meets the requirements for the highest DLC qualification for efficacy and lumen maintenance

PERFORMANCE

- Rated lifetime:
 - L80 > 60,000 hours
 - L90 > 52,000 hours
- 30W, 40W, 50W - 110 or 125 lpw
- 3500K, 4000K, 5000K CCT
- PowerSet: 40/30/20W; 50/40/30W - 110 lpw
- FieldCCeT: 35/40/5000K - 110 lpw
- CRI: >80

ELECTRICAL

- Input voltage: 120-277V 50/60Hz
- 0-10V dimming (to 10%)
- Power Factor: >0.9
- THD: <20%


THERMAL

- -4°F to 104°F (-20°C to 40°C) operating temperature


WARRANTY

- 5 year limited warranty. Additional warranty options available. Contact EiKO for details


project name	type
catalog number	voltage
approved by	date



BLP14



BLP22



BLP24

APPLICATIONS

- Conference rooms
- Retail
- Offices
- Hospitality
- Healthcare
- Schools
- Reception areas
- Corridors
- Foyer

CONFIGURATOR

MODEL	SIZE	LUMEN PACKAGE	CCT	VOLTAGE	DIMMING
BLP : Backlit Panel	14 - 1'x4'	44/40W - 4,400 lm; 40W PS40 - 40/30/20W; 4,400/3,300/2,200 lm	835 - 3500K 840 - 4000K 850 - 5000K FCCT - 35/40/5000K	U - 100-277V H - 100-347V	D - 0-10V Dimming
	22 - 2'x2'	37/30W - 3,750 lm; 30W 44/40W - 4,400 lm; 40W PS40 - 40/30/20W; 4,400/3,300/2,200 lm			
	24 - 2'x4'	44/40W - 4,400 lm; 40W 50/40W - 5,000 lm; 40W 62/50W - 6,200 lm; 50W PSS0 - 50/40/30W; 5,500/4,400/3,300 lm			



PERFORMANCE SUMMARY

ORDER CODE	ITEM #	LENGTH	WATTS	NOMINAL LUMENS	LPW	CCT	DIMMING	VOLTS	DLC STANDARD	DLC PREMIUM
11480	BLP22-44/40W/840-U-D	2'x2'	40W	4,400	110	4000K	0-10V	120-277V	✓	
11486	BLP24-44/40W/840-U-D	2'x4'	40W	4,400	110	4000K	0-10V	120-277V	✓	
10844	BLP22-37/30W/835-U-D	2'x2'	30W	3,750	125	3500K	0-10V	120-277V		✓
10845	BLP22-37/30W/840-U-D	2'x2'	30W	3,750	125	4000K	0-10V	120-277V		✓
10846	BLP22-37/30W/850-U-D	2'x2'	30W	3,750	125	5000K	0-10V	120-277V		✓
10847	BLP24-50/40W/835-U-D	2'x4'	40W	5,000	125	3500K	0-10V	120-277V		✓
10848	BLP24-50/40W/840-U-D	2'x4'	40W	5,000	125	4000K	0-10V	120-277V		✓
10849	BLP24-50/40W/850-U-D	2'x4'	40W	5,000	125	5000K	0-10V	120-277V		✓
10850	BLP24-62/50W/835-U-D	2'x4'	50W	6,250	125	3500K	0-10V	120-277V		✓
10851	BLP24-62/50W/840-U-D	2'x4'	50W	6,250	125	4000K	0-10V	120-277V		✓
10852	BLP24-62/50W/850-U-D	2'x4'	50W	6,250	125	5000K	0-10V	120-277V		✓

347 VOLT (CANADA ONLY)

11549	BLP14-44/40W/835-H-D	1'x4'	40W	4,400	110	3500K	0-10V	120-347V	✓	
11509	BLP14-44/40W/840-H-D	1'x4'	40W	4,400	110	4000K	0-10V	120-347V	✓	
11550	BLP14-44/40W/850-H-D	1'x4'	40W	4,400	110	5000K	0-10V	120-347V	✓	
11552	BLP22-44/40W/835-H-D	2'x2'	40W	4,400	110	3500K	0-10V	120-347V	✓	
11510	BLP22-44/40W/840-H-D	2'x2'	40W	4,400	110	4000K	0-10V	120-347V	✓	
11553	BLP22-44/40W/850-H-D	2'x2'	40W	4,400	110	5000K	0-10V	120-347V	✓	
11554	BLP24-44/40W/835-H-D	2'x4'	40W	4,400	110	3500K	0-10V	120-347V	✓	
11511	BLP24-44/40W/840-H-D	2'x4'	40W	4,400	110	4000K	0-10V	120-347V	✓	
11555	BLP24-44/40W/850-H-D	2'x4'	40W	4,400	110	5000K	0-10V	120-347V	✓	

POWERSET

11477	BLP22/PS40/835/UD	2'x2'	40/30/20W	4,400/3,300/2,200	110	3500K	0-10V	120-277V	✓	
11478	BLP22/PS40/840/UD	2'x2'	40/30/20W	4,400/3,300/2,200	110	4000K	0-10V	120-277V	✓	
11479	BLP22/PS40/850/UD	2'x2'	40/30/20W	4,400/3,300/2,200	110	5000K	0-10V	120-277V	✓	
11482	BLP24/PS50/835/UD	2'x4'	50/40/30W	5,500/4,400/3,300	110	3500K	0-10V	120-277V	✓	
11483	BLP24/PS50/840/UD	2'x4'	50/40/30W	5,500/4,400/3,300	110	4000K	0-10V	120-277V	✓	
11484	BLP24/PS50/850/UD	2'x4'	50/40/30W	5,500/4,400/3,300	110	5000K	0-10V	120-277V	✓	

POWERSET AND FIELD CCT

11487	BLP14/PS40/FCCT/UD	1'x4'	40/30/20W	4,400/3,300/2,200	110	35/40/5000K	0-10V	120-277V	✓	
11488	BLP22/PS40/FCCT/UD	2'x2'	40/30/20W	4,400/3,300/2,200	110	35/40/5000K	0-10V	120-277V	✓	
11489	BLP24/PS50/FCCT/UD	2'x4'	50/40/30W	5,500/4,400/3,300	110	35/40/5000K	0-10V	120-277V	✓	

ACCESSORIES

ORDER CODE	ITEM #	DESCRIPTION
10367	SLM14-RMK-A	1x4 Recessed Mounting Kit
10364	SLM14-SMK-A	1x4 Surface Mounting Kit
10366	SLM22-RMK-A	2x2 Recessed Mounting Kit
10363	SLM22-SMK-A	2x2 Surface Mounting Kit
10368	SLM24-RMK-A	2x4 Recessed Mounting Kit
10365	SLM24-SMK-A	2x4 Surface Mounting Kit


ADDITIONAL FACTORY INSTALLED OPTIONS

EXAMPLE: BLP24/PS50/840/UD-EM8W

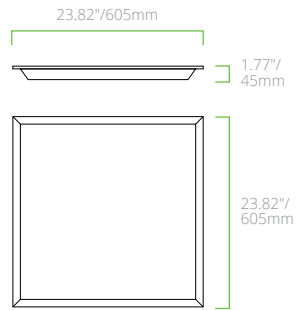
EMERGENCY BATTERIES*

EM8W - 8W Emergency Battery
EM18W - 18W Emergency Battery

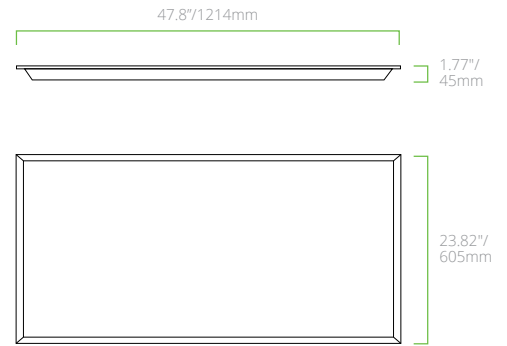
PRODUCT DIMENSIONS



BLP14



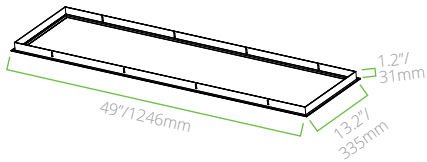
BLP22



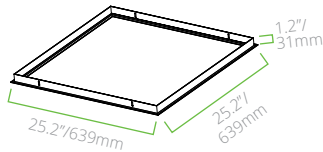
BLP24

ACCESSORY DIMENSIONS

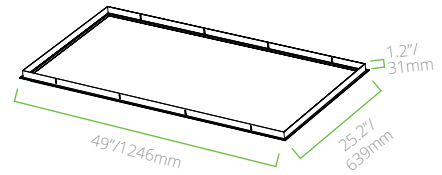
RECESSED MOUNT KIT



SLM14-RMK-A

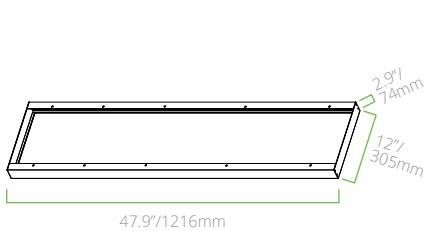


SLM22-RMK-A

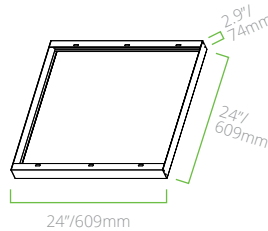


SLM24-RMK-A

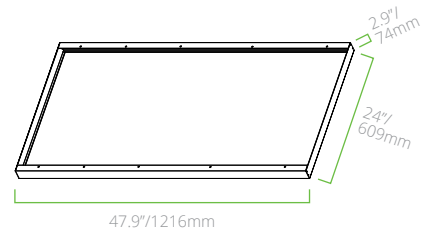
SURFACE MOUNT KIT



SLM14-SMK-A



SLM22-SMK-A

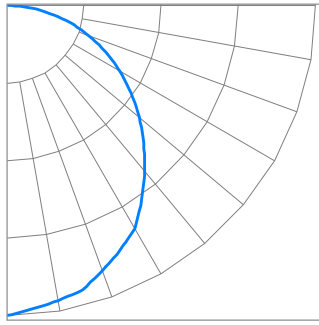


SLM24-SMK-A

PHOTOMETRICS

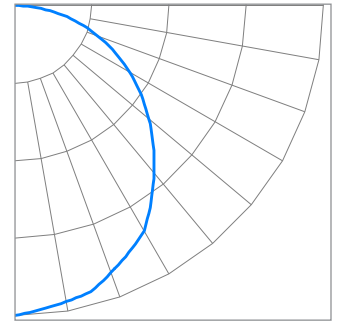
BLP14-44/40W/8xx (Typical performance @ 4000K)

ZONAL LUMEN SUMMARY		
ZONE	LUMENS	%FIXTURE
0-20	567.06	12.7%
0-30	1205.63	26.9%
0-40	1976.3	44.1%
0-60	3485.89	77.8%
0-80	4373.09	97.6%
0-90	4480.38	100%
0-180	4480.38	100%



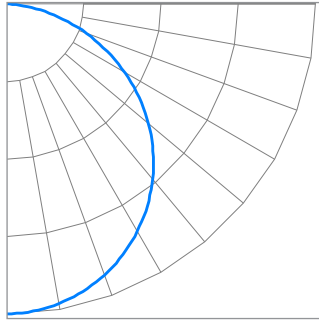
BLP22-44/40W/8xx (Typical performance @ 4000K)

ZONAL LUMEN SUMMARY		
ZONE	LUMENS	%FIXTURE
0-20	585.77	12.6%
0-30	1245.68	26.8%
0-40	2042.45	44.0%
0-60	3604.56	77.6%
0-80	4530.45	97.5%
0-90	4644.61	100%
0-180	4644.61	100%



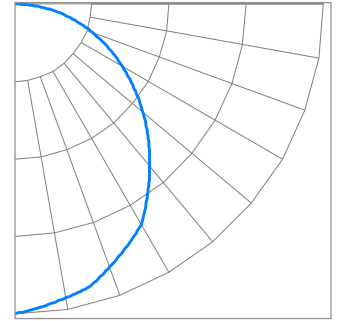
BLP24-44/40W/8xx (Typical performance @ 4000K)

ZONAL LUMEN SUMMARY		
ZONE	LUMENS	%FIXTURE
0-20	568.07	12.6%
0-30	1208.74	26.8%
0-40	1983.15	43.9%
0-60	3504.17	77.6%
0-80	4402.38	97.5%
0-90	4513.78	100%
0-180	4513.78	100%



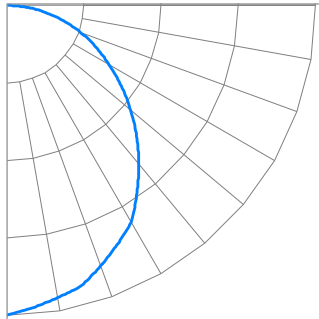
BLP22-37/30W/8xx (Typical performance @ 4000K)

ZONAL LUMEN SUMMARY		
ZONE	LUMENS	%FIXTURE
0-20	472.58	12.6%
0-30	1004.97	26.8%
0-40	1647.62	44.0%
0-60	2906.63	77.6%
0-80	3652.59	97.5%
0-90	3744.54	100%
0-180	3744.54	100%



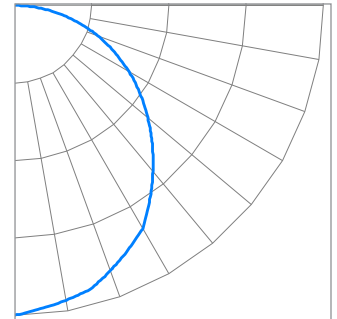
BLP24-50/40W/8xx (Typical performance @ 4000K)

ZONAL LUMEN SUMMARY		
ZONE	LUMENS	%FIXTURE
0-20	643.81	12.6%
0-30	1369.3	26.8%
0-40	2246.64	44.0%
0-60	3975.58	77.9%
0-80	4981.49	97.6%
0-90	5102.00	100%
0-180	5102.00	100%



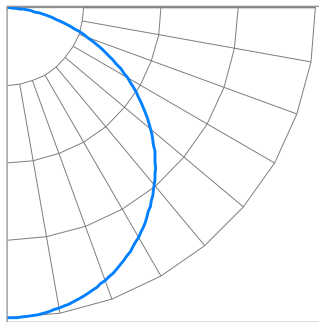
BLP24-62/50W/8xx (Typical performance @ 4000K)

ZONAL LUMEN SUMMARY		
ZONE	LUMENS	%FIXTURE
0-20	776.59	12.9%
0-30	1646.73	27.3%
0-40	2692.8	44.7%
0-60	4725.63	78.5%
0-80	5884.44	97.7%
0-90	6021.84	100%
0-180	6021.84	100%



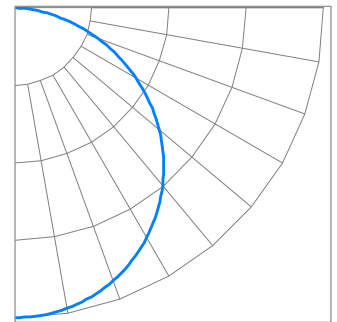
BLP14/PS40/FCCT (Typical performance @ 40W, 4000K)

ZONAL LUMEN SUMMARY		
ZONE	LUMENS	%FIXTURE
0-20	565.23	12.5%
0-30	1203.71	26.5%
0-40	1978.64	43.6%
0-60	3523.41	77.6%
0-80	4417.79	97.4%
0-90	4516.17	99.5%
0-180	4537.73	100%



BLP22/PS40/xxxx (Typical performance @ 40W, 4000K)

ZONAL LUMEN SUMMARY		
ZONE	LUMENS	%FIXTURE
0-20	582.79	12.5%
0-30	1240.14	26.6%
0-40	2036.67	43.7%
0-60	3621.48	77.7%
0-80	4535.6	97.4%
0-90	4635.16	99.5%
0-180	4658.12	100%



BLP24/PS50/xxxx (Typical performance @ 50W, 4000K)

ZONAL LUMEN SUMMARY		
ZONE	LUMENS	%FIXTURE
0-20	707.47	12.4%
0-30	1507.49	26.4%
0-40	2479.68	43.5%
0-60	4422.44	77.6%
0-80	5552.02	97.4%
0-90	5677.63	99.6%
0-180	5701.82	100%

