

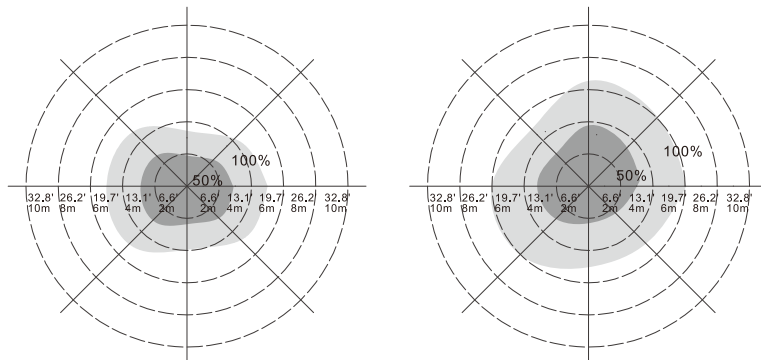
SEN-S1A-KO : MICROWAVE OCCUPANCY/DAYLIGHT SENSOR

DESCRIPTION

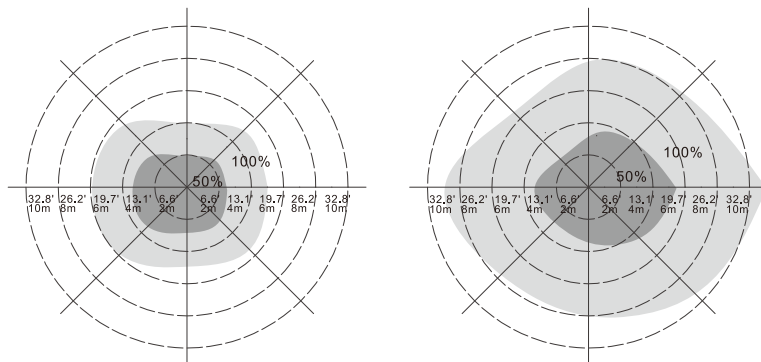
- Microwave occupancy sensor
- 120-277VAC multiple line voltage operation
- UL Listed for wet locations
- IP65 Rated
- Optional remote (SEN-S1-RC3) commissioning device for sensor control
- Direct lead wires for easy wiring connection

DETECTION PATTERN (CEILING MOUNT)

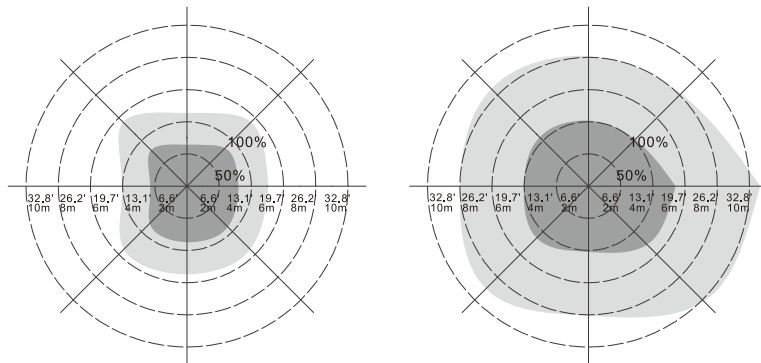
Mounting height: 9.8ft / 3m



Mounting height: 19.7ft / 6m



Mounting height: 29.5ft / 9m



SPECIFICATIONS

Input voltage	120/277VAC, 50/60Hz
Rated load	400W@120VAC, 800W@220-277VAC (Inductive) 800W@120VAC, 1200W@220-277VAC (Resistive)
Detection area	5-8m (@ mounting height 6m)
Detection sensitivity	25%/50%/75%/100%
Hold time	5s/30s/1min/3min/5min/10min/20min/30min
Daylight sensor	5lux/15lux/30lux/50lux/100lux/150lux/Disable
Stand-by period	0s/10s/1min/3min/5min/10min/30min/+∞
Stand-by dimming level	10%/20%/30%/50%
HF system	5.8GHz±75MHz, ISM wave band
Mounting height	19.7-49.2 ft (6-15m)
Detection angle	150° (wall installation); 360° (ceiling installation)
Motion detection	1.6~9.8 ft/s (0.5~3m/s)
Operating temperature	-13°F ~ 131°F (-25°C ~ 55°C)
IP rating	IP65



SEN-S1-RC3

Optional Remote Control for S1A Sensors
(See page 8)



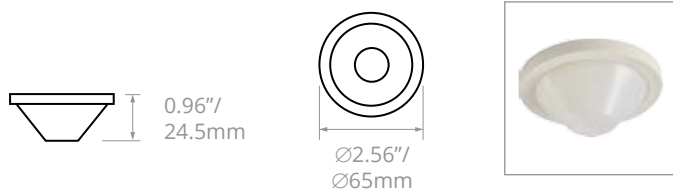
SEN-3A-KO : PIR OCCUPANCY/DAYLIGHT SENSOR

DESCRIPTION

- Omni-directional quad element infrared sensor
- 120/277VAC multiple line voltage operation
- UL Listed for wet locations
- Hybrid switching for controlling loads with high inrush current (HIC)
- Digital potentiometer for quick and easy setting
- Walk test and sensor operation LED indicator
- Direct lead wires for easy wiring connection
- 7 year warranty

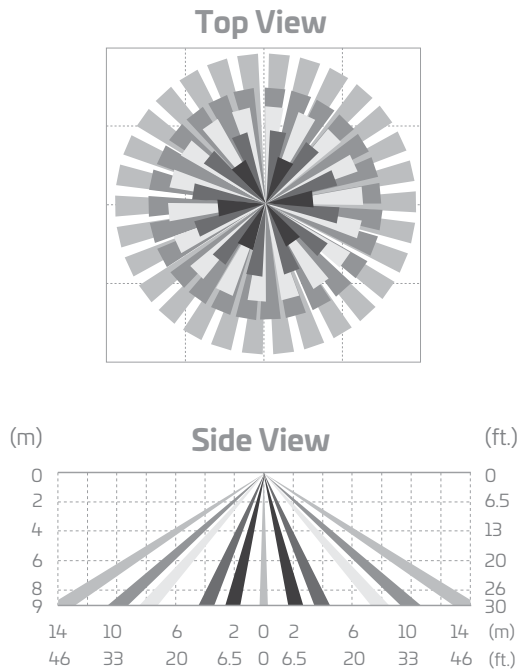
LENS : SEN-3-LENS-HBS

(Included with sensor. Check for suitability for installed application. Other options available, see page 6 for details)



Mounting Height	ft.	15	20	26	30
	m	4.5	6.0	8.0	9.0
Max. Coverage Diameter	ft.	45	60	78	90
	m	13.5	18.0	24.0	27.0

DETECTION PATTERN



SENSOR SETTINGS

Delay Time

The SEN-3A-KO series offers 7 different delay time selection via digital potentiometers. The light will remain ON if sensor detects occupant's movement before the set delay time expires.

Ambient Light

The SEN-3A-KO offers 7 different ambient light level selection via potentiometers. The sensor will not switch ON the light if the LUX value of ambient light is higher than set level.

Settings	1	2	3	4	5	6	7
Time	T	1'	3'	5'	10'	20'	30'
Lux	12	25	50	90	130	220	24H

Factory Set

SPECIFICATIONS

Power supply	120/277VAC, 50/60Hz
Maximum load @ -40°F~131°F (-40°C~55°C)	Incan./Halogen - 800/1200W(VA)@120/277V
	Fluor. Ballast/CFL - 800/1200W(VA)@120/277V
	Ballast Electronic (LED) - 540/1200VA@120-277V
Maximum load @ 131°F~158°F (55°C~70°C)	Incan./Halogen - 500/750W(VA)@120/277V
	Fluor. Ballast/CFL - 500/750W(VA)@120/277V
	Ballast Electronic (LED) - 500/750VA@120-277V
Infrared sensor	Omni-directional quad element pyroelectric
Photo sensor	Digital ambient sensor
HIC protection	Max. 80A for 16.7msec
Detectable speed	1~10 ft/sec (0.3~3m/sec)
Mounting height	Subject to the lens type applied
Detection range	Subject to the lens type and mounting height
Remote range	33 ft. (10m) indoor, no backlight
Op. humidity	Max. 95% RH
Op. temperature	-40°F~158°F (-40°C~70°C)
Dimensions	Ø2.36"xH1.45" (Ø60xH37mm)



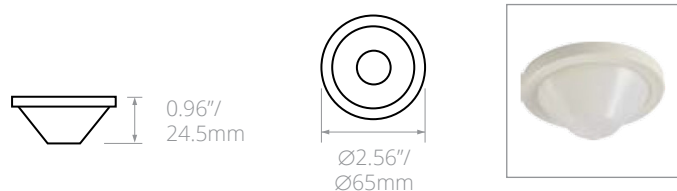
SEN-3AA-KO : PIR OCCUPANCY/DAYLIGHT SENSOR

DESCRIPTION

- Omni-directional quad element infrared sensor
- 120/277VAC universal line voltage powered
- Frequency detection zero-cross relay switching
- Programmable potentiometer for quick and easy setting
- Test and sensor operation LED indicator
- Direct lead wires for easy wiring connection

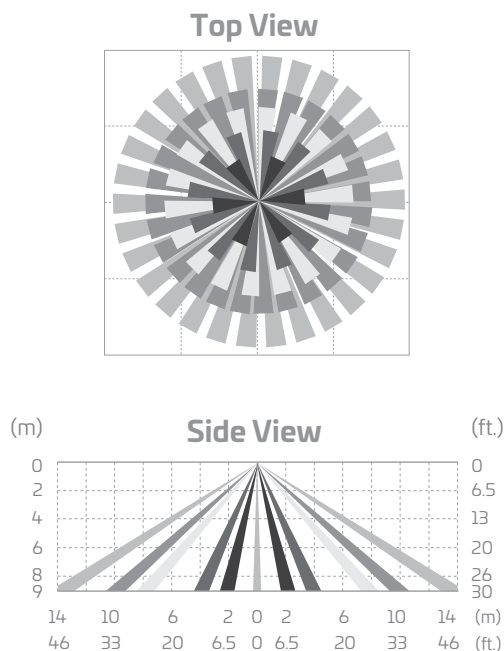
LENS : SEN-3-LENS-HBS

(Included with sensor. Check for suitability for installed application. Other options available, see page 6 for details)



Mounting Height	ft.	15	20	26	30
	m	4.5	6.0	8.0	9.0
Max. Coverage Diameter	ft.	45	60	78	90
	m	13.5	18.0	24.0	27.0

DETECTION PATTERN



SENSOR SETTINGS

Delay Time

The SEN-3AA-KO series offers 7 different delay time selection via digital potentiometers. The light will remain ON if sensor detects occupant's movement before the set delay time expires.

Ambient Light

The SEN-3AA-KO offers 7 different ambient light level selection via potentiometers. The sensor will not switch ON the light if the LUX value of ambient light is higher than set level.

Settings	1	2	3	4	5	6	7
Time	T	1'	3'	5'	10'	20'	30'
Lux	12	25	50	90	130	220	24H

Factory Set

SPECIFICATIONS

Power supply	120/277VAC, 50/60Hz
Maximum load @ -40°F~131°F (-40°C~55°C)	Fluor. Ballast/CFL - 800/1200W(VA)@120/277V
	Ballast Electronic (LED) - 540/1200VA@120-277V
Maximum load @ 131°F~158°F (55°C~70°C)	Fluor. Ballast/CFL - 500/750W(VA)@120/277V
	Ballast Electronic (LED) - 500/750VA@120-277V
Infrared sensor	Omni-directional quad element
Detectable speed	1~10 ft/sec (0.3~3m/sec)
Mounting height	Subject to the lens type applied
Detection range	Subject to the lens type and mounting height
Ambient light level	7 level digital potentiometer
Delay time setting	T/1/3/5/10/20/30', T=10 sec. for testing
Op. humidity	Max. 95% RH
Op. temperature	-40°F~158°F (-40°C~70°C)
Dimensions	Ø2.36"xH1.45" (Ø60xH37mm)



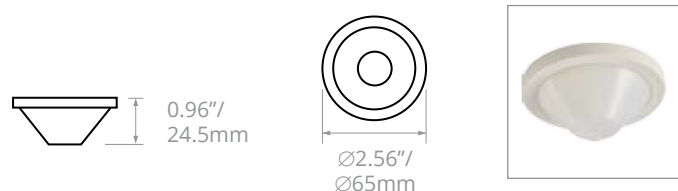
SEN-3B-KO : PIR OCCUPANCY/DAYLIGHT SENSOR

DESCRIPTION

- Omni-directional quad element infrared sensor
- 120/277VAC multiple line voltage operation
- IP66 Rated for wet locations
- Hybrid switching for controlling loads with high inrush current (HIC)
- Built-in digital data control ambient light sensor
- 2-way IR remote programmable sensor setting (separate remote required)
- Multi-level high/low dim control

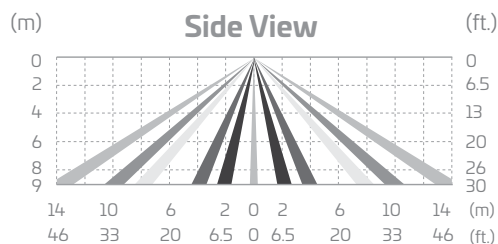
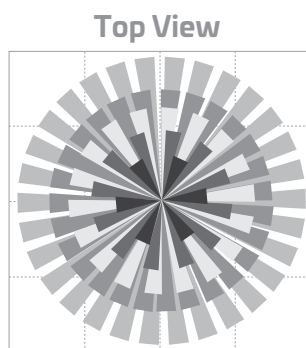
LENS : SEN-3-LENS-HBS

(Included with sensor. Check for suitability for installed application. Other options available, see page 6 for details)



Mounting Height	ft.	15	20	26	30
	m	4.5	6.0	8.0	9.0
Max. Coverage Diameter	ft.	45	60	78	90
	m	13.5	18.0	24.0	27.0

DETECTION PATTERN



SPECIFICATIONS

Power supply	120/277VAC, 50/60Hz
Maximum load @ -40°F~131°F (-40°C~55°C)	Incan./Halogen - 800/1200W(VA)@120/277V
	Fluor. Ballast/CFL - 800/1200W(VA)@120/277V
	Ballast Electronic (LED) - 540/1200VA@120-277V
Maximum load @ 131°F~158°F (55°C~70°C)	Incan./Halogen - 500/750W(VA)@120/277V
	Fluor. Ballast/CFL - 500/750W(VA)@120/277V
	Ballast Electronic (LED) - 500/750VA@120-277V
Infrared sensor	Omni-directional quad element pyroelectric
Photo sensor	Digital ambient sensor
HIC protection	Max. 80A for 16.7msec
Dim control output	0-10V, max 25mA sinking current
Detectable speed	1~10 ft/sec (0.3~3m/sec)
Mounting height	Subject to the lens type applied
Detection range	Subject to the lens type and mounting height
Remote range	33 ft. (10m) indoor, no backlight
Op. humidity	Max. 95% RH
Op. temperature	-40°F~158°F (-40°C~70°C)
Dimensions	Ø2.36"xH1.45" (Ø60xH37mm)



SEN-3-RC

Remote Control required
(Sold separately - see page 8)



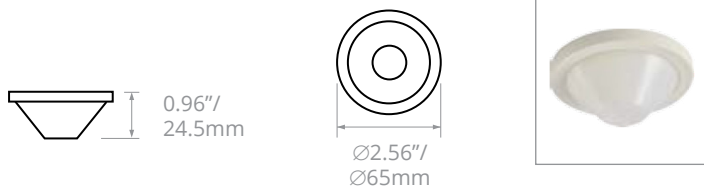
SEN-3C-KO : PIR OCCUPANCY/DAYLIGHT SENSOR

DESCRIPTION

- Omni-directional quad element infrared sensor
- 347/480VAC multiple line voltage operation
- UL Listed for wet locations
- Hybrid switching for controlling loads with high inrush current (HIC)
- Digital potentiometer for quick and easy setting
- Walk test and sensor operation LED indicator
- Direct lead wires for easy wiring connection
- 2-way IR remote programmable sensor setting (separate remote required)

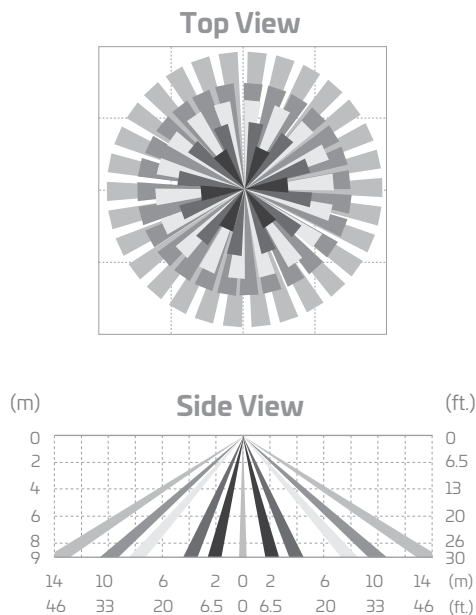
LENS : SEN-3-LENS-HBS

(Included with sensor. Check for suitability for installed application. Other options available, see page 6 for details)



Mounting Height	ft.	15	20	26	30
	m	4.5	6.0	8.0	9.0
Max. Coverage Diameter	ft.	45	60	78	90
	m	13.5	18.0	24.0	27.0

DETECTION PATTERN



SENSOR SETTINGS

Delay Time

The SEN-3A-KO series offers 7 different delay time selection via digital potentiometers. The light will remain ON if sensor detects occupant's movement before the set delay time expires.

Ambient Light

The SEN-3A-KO offers 7 different ambient light level selection via potentiometers. The sensor will not switch ON the light if the LUX value of ambient light is higher than set level.

Settings	1	2	3	4	5	6	7
Time	T	1'	3'	5'	10'	20'	30'
Lux	12	25	50	90	130	220	24H

Factory Set

SPECIFICATIONS

Power supply	347/480VAC, 60Hz	
Maximum load	347 VAC	480 VAC
Fluor. ballast	1500 W(VA)	2160 W(VA)
Ballast electronic	1500 VA	2160 VA
Infrared sensor	Omni-directional quad element pyroelectric	
Photo sensor	Digital ambient light sensor	
Load switching	Zero-cross control relay	
Dim control output	0-10V, max 25mA sinking current	
Detectable speed	0.5~10 ft/sec (0.15~3m/sec)	
Mounting height	Subject to the lens type applied	
Detection range	Subject to the lens type and mounting height	
Remote range	33 ft. (10m) indoor	
Op. humidity	Max. 95% RH	
Op. temperature	-40°F~-131°F (-40°C~55°C)	
Dimensions	H4.37" x W3.54" x D1.8"	



SEN-3-RC

Remote Control required
(Sold separately - see page 8)

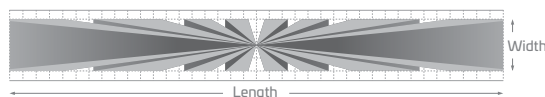
SEN-3 SERIES : LENS ACCESSORIES

Optimize the performance of your Series-3 sensor (3AA, 3A, 3B, 3C) to meet your installed needs via a simple lens change. Lenses can be installed in seconds with no tools.

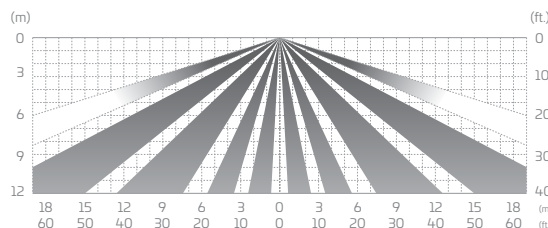
SEN-3-LENS-AISLE

Use to optimize the performance of sensors for aisle applications up to 40ft mounting heights.

Mounting Height	ft (m)	10 (3.0)	20 (6.0)	30 (9.0)	40 (12.0)
Max. Coverage Diameter	ft (m)	30 x 3.3 (9.0 x 1)	60 x 6.5 (18.0 x 2)	90 x 10 (27.0 x 3)	120 x 13 (36.0 x 4)



Top View

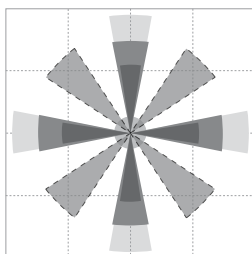


Side View

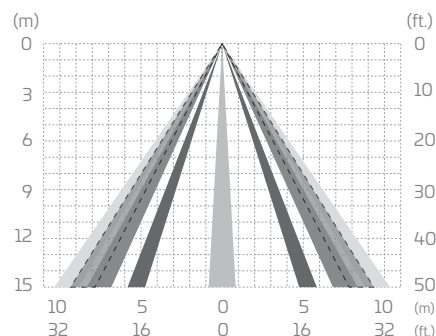
SEN-3-LENS-HBH

Use for mounting heights between 30ft and 50ft.

Mounting Height	ft (m)	30 (9.0)	36 (11.0)	43 (13.0)	49 (15.0)
Max. Coverage Diameter	ft (m)	20 (9.0)	36 (11.0)	43 (13.0)	49 (15.0)



Top View

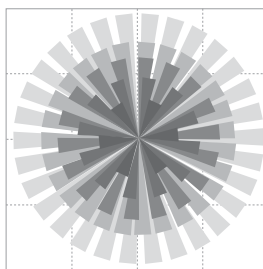


Side View

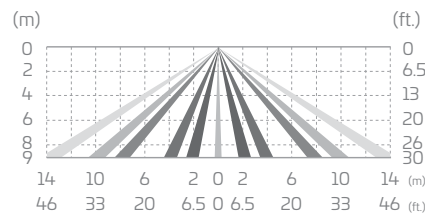
SEN-3-LENS-HBS

Standard on all Series-3 sensors, these lenses optimize sensor performance up to mounting heights of 30ft.

Mounting Height	ft (m)	15 (4.5)	20 (6.0)	26 (8.0)	30 (9.0)
Max. Coverage Diameter	ft (m)	45 (13.5)	60 (18.0)	78 (24.0)	90 (27.0)



Top View

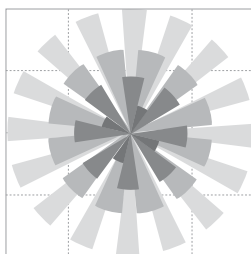


Side View

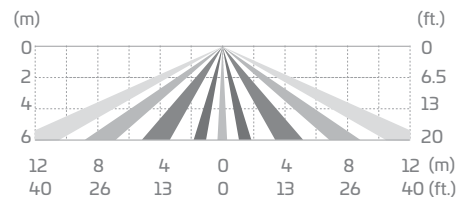
SEN-3-LENS-EW4X

Designed to optimize the sensor's detection pattern at mounting heights of less than 20ft.

Mounting Height	ft (m)	8 (2.4)	10 (3.0)	15 (4.5)	20 (6.0)
Max. Coverage Diameter	ft (m)	32 (9.6)	40 (12.0)	60 (18.0)	80 (24.0)



Top View



Side View



DESCRIPTION

The FSP-2x1 series are passive infrared (PIR) outdoor sensors that raise or lower the electric lighting level to high, low or off based on motion and/ or daylight contribution. Typically, once the sensor stops detecting movement and the time delay elapses, lights will first fade to low mode, and eventually switch off. When motion is detected, the sensor ramps the light level to high mode unless the daylight contribution is sufficient. The integral photocell can also switch the lights on and off for dusk to dawn control so that lighting remains on overnight even without motion detection.

- 120/277VAC, 230–240VAC (single phase), 50/60Hz
- 0-10V sinking current: 50mA
- Three interchangeable lenses for mounting between 8' and 40'
- Remote setup and adjustment with handheld wireless configuration tool
- Operating temperature: -40°F to +167°F (-40°C to +75°C)
- Weight: 2.8 oz (80 g)
- UL and cUL listed; CE; TUV listed
- IP66 rated
- FSIR-100 is FCC Part 15 compliant
- Five year warranty



FSIR-100
Remote Control required
(Sold separately - see page 8)

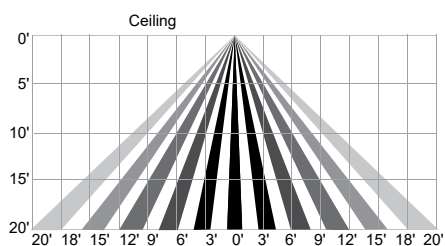
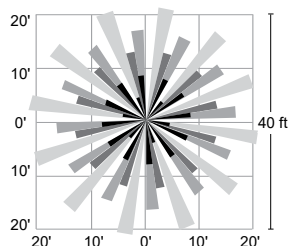
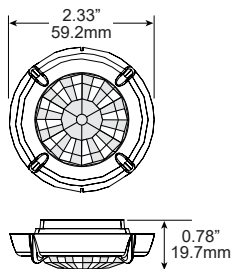


SPECIFICATIONS

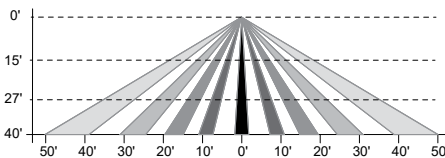
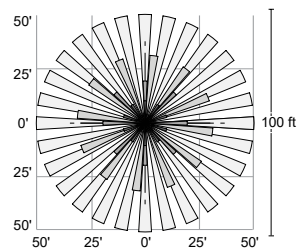
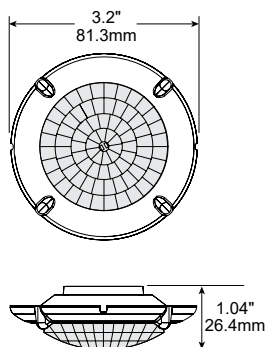
Power supply	120/277VAC, 230–240VAC (single phase), 50/60Hz
Load switching	Zero-cross control relay
Dim control output	0-10V sinking current: 50mA
Op. temperature	-40°F to +167°F (-40°C to +75°C)
Dimensions	H3.8" x W1.4" x D1.55"

LENS OPTIONS

FSP-L3 LENS



FSP-L7 LENS



SEN-S1-RC3 : REMOTE CONTROL FOR S1A SENSORS

DESCRIPTION


- Infrared remote control commissioning device providing easy configuration of SEN-S1A sensors



SEN-S1-RC2 : REMOTE CONTROL FOR S1B SENSORS

DESCRIPTION

- Infrared remote control commissioning device providing easy configuration of SEN-S1B sensors



SEN-3-RC : REMOTE CONTROL FOR SEN-3B/3C SENSORS

DESCRIPTION

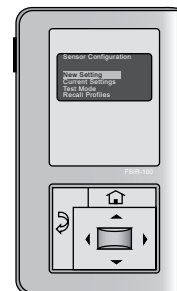
- Universal two-way remote programming device providing easy configuration of SEN-3B/C sensors
- Current settings of installed sensor can be downloaded to the remote programmer
- Long range 2-way communication
- Easily duplicates one sensor setting to another
- In addition to programming, can be used as standard remote for manual control of lighting levels



FSIR-100 : REMOTE CONTROL FOR FSP-211 SENSOR

DESCRIPTION

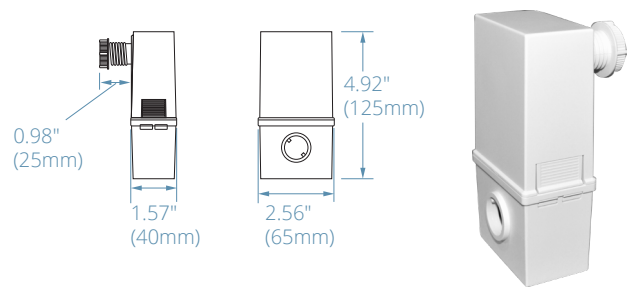
- Enables adjustment of sensor parameters including high/low mode, sensitivity, time delay, cut off and more
- Read currents parameter settings and stores up to six sensor parameter profiles to speed commissioning of multiple sensors



SEN-EMA : SENSOR EXTENSION MOUNTING ADAPTER

DESCRIPTION


- Mounting adapter for sensors



SEN-3-EJ30F : EXTENSION JOINT 30MM (1.18 IN) IP66 FOR SERIES 3 KO SENSORS

DESCRIPTION

- IP66 rated 30mm extension joint for Series 3 KO sensors



SEN-3-EJ50F : EXTENSION JOINT 50MM (1.97 IN) IP66 FOR SERIES 3 KO SENSORS

DESCRIPTION

- IP66 rated 50mm extension joint for Series 3 KO sensors

