



## WPG Wallpack Glass

### CERTIFICATIONS

- UL Listed for wet locations
- DesignLights Consortium® Qualified - meets DLC requirements for efficacy and lumen maintenance

### PERFORMANCE

- Rated lifetime:
  - L70: >50,000 hours
- >142 lpw
- 3,520 lm @ 26W, 4000K; 3,680 lm @ 26W, 5000K
- 4,4550 lm @ 41W, 4000K; 5,260 lm @ 41W, 5000K
- 6,130 lm @ 48W, 5000K
- 8,660 lm @ 70W, 5000K
- 12,650 lm @ 100W, 5000K
- 17,740 lm @ 136W, 5000K
- 4000K, 5000K CCT
- CRI: >70

### ELECTRICAL

- Input voltage: 120-277V
- Power Factor: >0.9
- THD: <20%

### THERMAL

- -40°F to 104°F (-40°C to 40°C) operating temperature

### CONSTRUCTION

- Glass lens
- Die-cast aluminum construction
- UV stabilized powder coated bronze finish
- Enclosure and hardware are corrosion resistant

### WARRANTY

- 5 year limited warranty. Additional warranty options available. Contact EiKO for details

project name	type
catalog number	voltage
approved by	date



26W; 41W; 48W; 70W



100W; 136W

### APPLICATIONS

- Industrial Parks
- Loading Docks
- Utility Sheds
- Entryways
- Walkways
- Storage Areas
- Security

## NOMENCLATURE

MODEL	WATTAGE	CRI/CCT	VOLTAGE	FINISH
WPG : Wallpack Glass	26W - 3,520 - 3,680 lm 41W - 4,550 - 5,260 lm	740 - 70 CRI; 4000K 750 - 70 CRI; 5000K	U - 120-277V	BZ - Bronze
	48W - 6,130 lm 70W - 8,660 lm 100W - 12,650 lm 131W - 17,740 lm	750 - 70 CRI; 5000K		



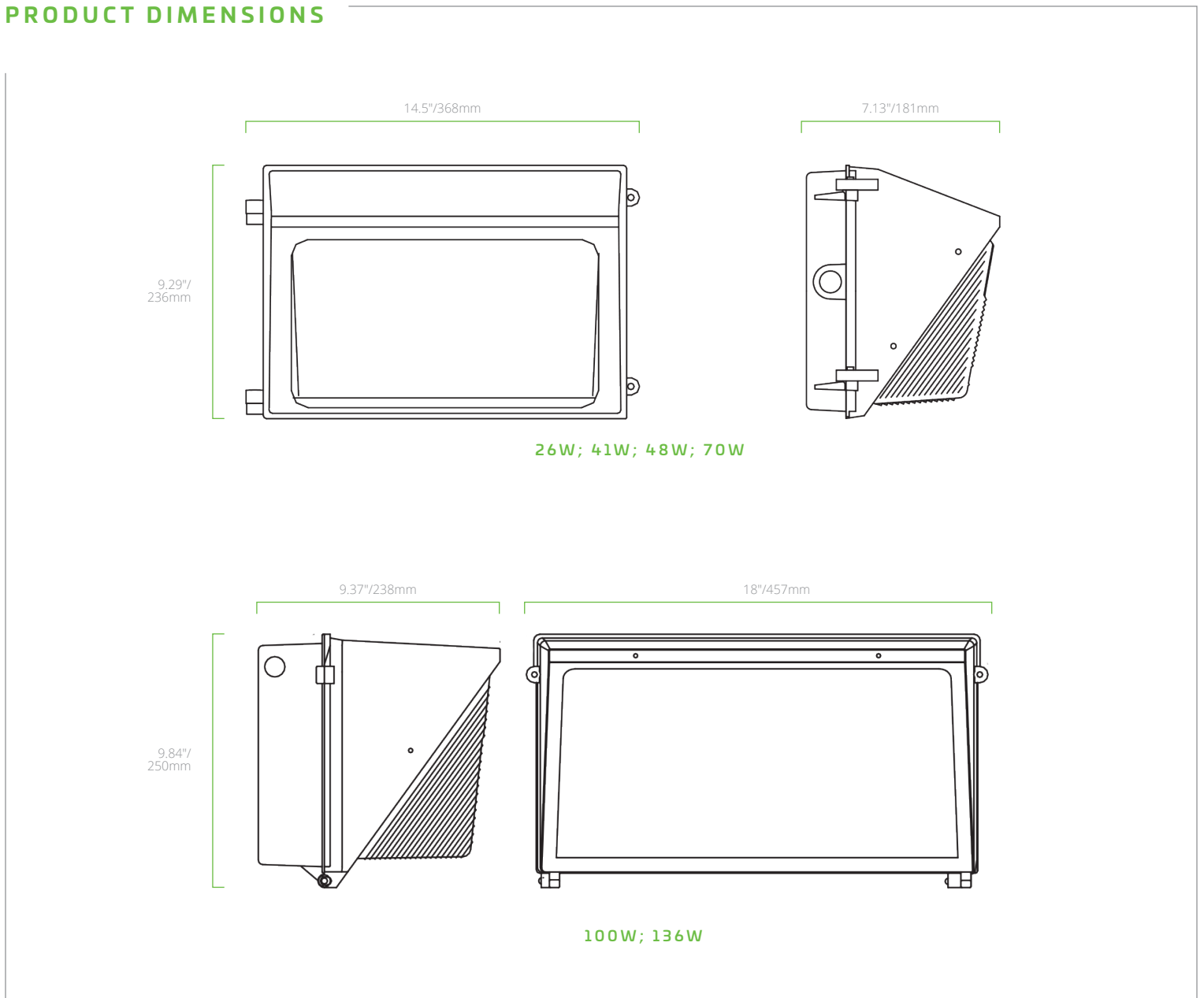
## PERFORMANCE SUMMARY

ORDER CODE	ITEM #	WATTS	NOMINAL LUMENS	LPW	CRI	CCT	VOLTS	REPLACES	DLC STANDARD
12557	WPG/26W/740/U/BZ	26W	3,520	135	70	4000K	120-277V	70W MH or 70W HPS	✓
12558	WPG/26W/750/U/BZ	26W	3,680	142	70	5000K	120-277V	70W MH or 70W HPS	✓
12559	WPG/41W/740/U/BZ	41W	4,550	111	70	4000K	120-277V	100W MH or 70 HPS	✓
12560	WPG/41W/750/U/BZ	41W	5,260	128	70	5000K	120-277V	100W MH or 70 HPS	✓
12561	WPG/48W/750/U/BZ	48W	6,130	128	70	5000K	120-277V	100W MH or 100W HPS	✓
12562	WPG/70W/750/U/BZ	70W	8,660	124	70	5000K	120-277V	175W MH or 150W HPS	✓
12563	WPG/100W/750/U/BZ	100W	12,650	127	70	5000K	120-277V	250W MH or 200W HPS	✓
12564	WPG/136W/750/U/BZ	136W	17,740	130	70	5000K	120-277V	350W MH or 250W HPS	✓

## ACCESSORIES

ORDER CODE	ITEM #	DESCRIPTION
09966	PC1-4036-U	Photocell, Flush Mount, 120-277V
09967	PC1-4136-U	Photocell, Stem Mount, Side Lens, 120-277V
09968	PC1-4236-U	Photocell, Stem Swivel Mount, Side Lens, 120-277V
09969	PC1-4736-U	Photocell, Stem Swivel Mount, Top Lens, 120-277V

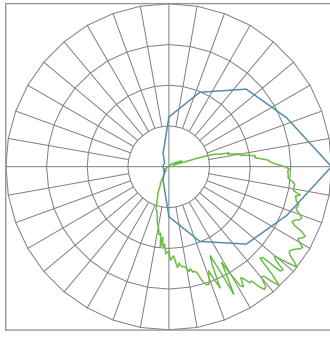
## PRODUCT DIMENSIONS



# PHOTOMETRICS

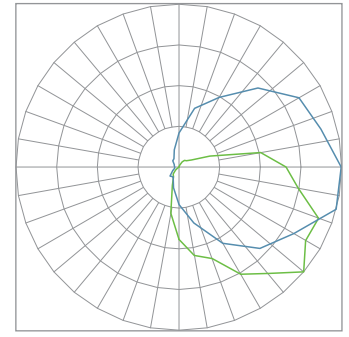
**WPG/26W** (Typical performance @ 5000K)

ZONAL LUMEN SUMMARY		
ZONE	LUMENS	%FIXTURE
0-20	295.31	8.00
0-30	613.34	16.60
0-40	1004.41	27.10
0-60	1955.11	52.80
0-80	2891.78	78.10
0-90	3268.91	88.30
60-80	936.67	25.30
70-80	438.34	11.80
80-90	377.13	10.20
0-180	3702.00	100.00



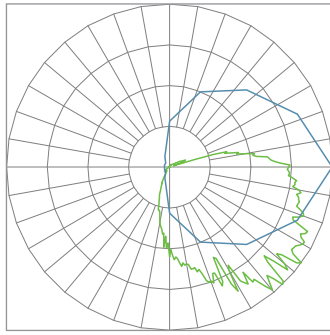
**WPG/41W** (Typical performance @ 5000K)

ZONAL LUMEN SUMMARY		
ZONE	LUMENS	%FIXTURE
0-20	346.79	6.60
0-30	735.43	14.00
0-40	1244.02	23.70
0-60	2556.94	48.60
0-80	3920.39	74.50
0-90	4437.67	84.40
60-80	1363.45	25.90
70-80	649.32	12.30
80-90	517.28	9.80
0-180	5259.04	100.00



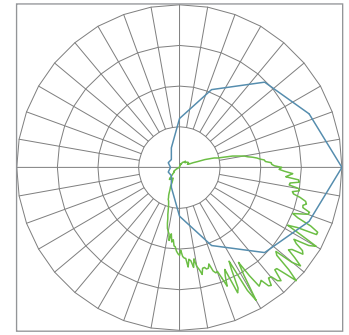
**WPG/48W** (Typical performance @ 5000K)

ZONAL LUMEN SUMMARY		
ZONE	LUMENS	%FIXTURE
0-20	465.25	7.60
0-30	971.21	15.90
0-40	1591.22	26.00
0-60	3152.41	51.50
0-80	4713.23	76.90
0-90	5348.70	87.30
60-80	1560.82	25.50
70-80	733.66	12.00
80-90	635.48	10.40
0-180	6127.00	100.00



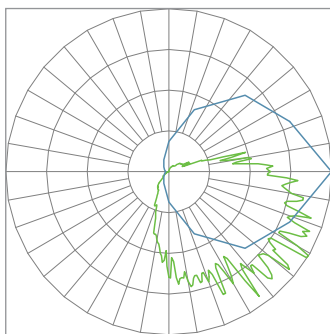
**WPG/70W** (Typical performance @ 5000K)

ZONAL LUMEN SUMMARY		
ZONE	LUMENS	%FIXTURE
0-20	675.48	7.70
0-30	1423.57	16.20
0-40	2378.10	27.10
0-60	4709.89	53.60
0-80	6886.55	78.40
0-90	7687.33	87.50
60-80	2176.66	24.80
70-80	1009.90	11.50
80-90	800.79	9.10
0-180	8781.03	100.00



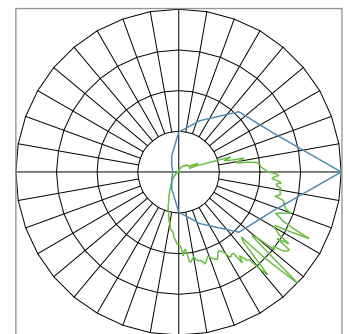
**WPG/100W** (Typical performance @ 5000K)

ZONAL LUMEN SUMMARY		
ZONE	LUMENS	%FIXTURE
0-20	1062.10	8.30
0-30	2154.74	16.80
0-40	3477.85	27.10
0-60	6546.74	51.10
0-80	9662.30	75.40
0-90	10914.96	85.20
60-80	3115.55	24.30
70-80	1489.25	11.60
80-90	1252.66	9.80
0-180	12811.88	100.00



**WPG/136W** (Typical performance @ 5000K)

ZONAL LUMEN SUMMARY		
ZONE	LUMENS	%FIXTURE
0-20	1431.67	8.00
0-30	2939.65	16.40
0-40	4763.13	26.60
0-60	9085.72	50.70
0-80	13379.00	74.70
0-90	15126.12	84.40
60-80	4293.29	24.00
70-80	2047.96	11.40
80-90	1747.12	9.80
0-180	17913.09	100.00



■ Horizontal  
■ Vertical