



WPA Wallpack Adjustable

FEATURES

- 0-10V dimming standard
- 0°-90° adjustable
- Easy installation and maintenance
- PowerSet feature allows for multiple “set and forget” lumen stops in each fixture
- FieldCCeT feature allows for multiple “set and forget” CCT options in each fixture

CERTIFICATIONS

- DesignLights Consortium® Premium Qualified
- UL Listed for wet locations
- IP65 Rated

PERFORMANCE

- Rated lifetime:
 - L70: >50,000 hours
- CRI: >80

ELECTRICAL

- Input voltage: 120-347V
- Auxiliary Power: 120-347V 12VDC, 100mA
- 0-10V dimming with dim-to-off capability
- Power Factor: >0.9
- THD: <20%

THERMAL

- -40°F to 122°F (-40°C to 50°C) operating temperature

CONSTRUCTION

- Integrated aluminum heat sink
- Polycarbonate lens
- Corrosion-resistant coating

WARRANTY

- 5 year limited warranty. Additional warranty options available. Contact EiKO for details

project name	type
catalog number	voltage
approved by	date



35W



50W/75W

APPLICATIONS

- Industrial Parks
- Loading Docks
- Utility Sheds
- Entryways
- Walkways
- Storage Areas
- Security

CONFIGURATOR

MODEL	LUMEN PACKAGE	CRI/CCT	VOLTAGE	DIMMING	FINISH
WPA : Adjustable Wallpack	PS35 - 35/28/21W; 4,550/3,640/2,730 lm PS50 - 50/40/30W; 6,500/5,200/3,900 lm PS75 - 75/60/45W; 9,750/7,800/5,850lm	8CCT - 80 CRI; 30/40/50K	H - 120-347V	D - 0-10V Dimming	BZ - Bronze



PERFORMANCE SUMMARY

ORDER CODE	ITEM #	WATTS	NOMINAL LUMENS	CRI	CCT	DIMMING	VOLTS	DLC PREMIUM
12398	WPA/PS35/8CCT/HD/BZ	35/28/21W	4,550/3,640/2,730	>80	50/40/3000K	0-10V	120-347V	✓
12399	WPA/PS50/8CCT/HD/BZ	50/40/30W	6,500/5,200/3,900	>80	50/40/3000K	0-10V	120-347V	✓
12400	WPA/PS75/8CCT/HD/BZ	75/60/45W	9,750/7,800/5,850	>80	50/40/3000K	0-10V	120-347V	✓

ACCESSORIES

ORDER CODE	ITEM #	DESCRIPTION
11154	WPAYOKESM	Adjustable Wall Pack Yoke Mount - Small
11155	WPAKNUCKLESM	Adjustable Wall Pack Knuckle Mount - Small
11156	WPAYOKEMD	Adjustable Wall Pack Yoke Mount - Medium
11157	WPAKNUCKLEMD	Adjustable Wall Pack Knuckle Mount - Medium
09966	PC1-4036-U	Photocell, Flush Mount, 120-277V
09967	PC1-4136-U	Photocell, Stem Mount, Side Lens, 120-277V
09968	PC1-4236-U	Photocell, Stem Swivel Mount, Side Lens, 120-277V
09969	PC1-4736-U	Photocell, Stem Swivel Mount, Top Lens, 120-277V

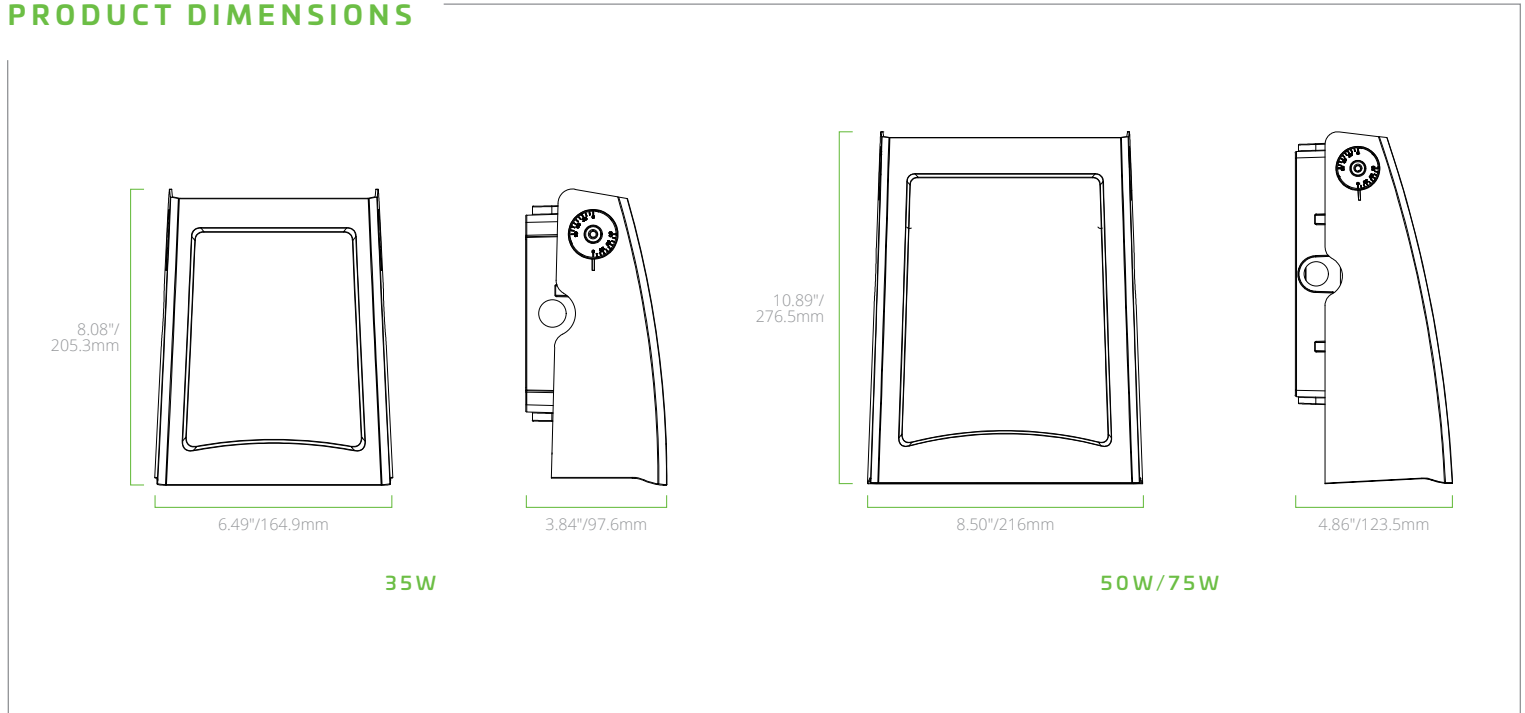


YOKE MOUNT



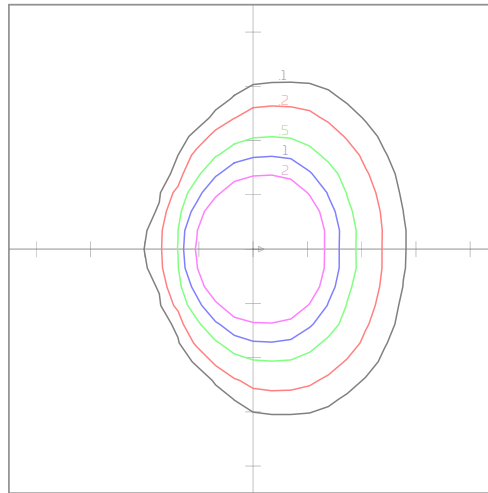
KNUCKLE MOUNT

PRODUCT DIMENSIONS



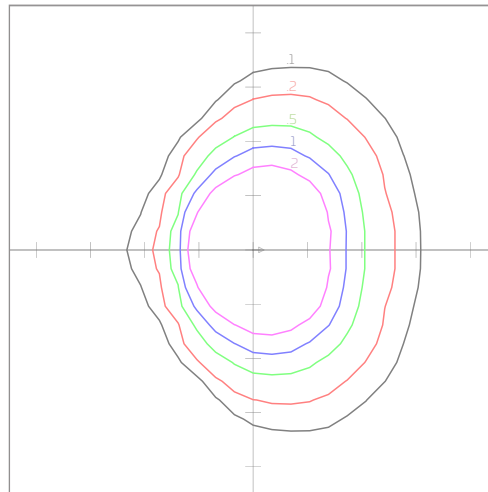
WPA/PS35/8CCT/HD/BZ

ZONAL LUMEN SUMMARY		
ZONE	LUMENS	%FIXTURE
0-20	622.86	14.20
0-30	1,379.35	31.40
0-40	2,302.92	52.40
0-60	3,825.50	87.00
0-80	4,361.50	99.20
0-90	4,389.01	99.80
70-80	162.57	3.70
80-90	27.51	0.60
0-180	4,398.32	100.00



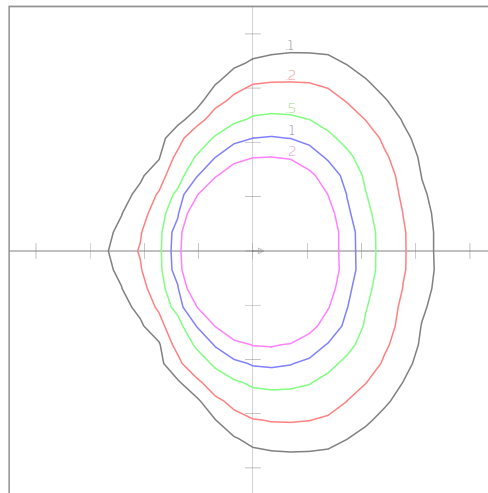
WPA/PS50/8CCT/HD/BZ

ZONAL LUMEN SUMMARY		
ZONE	LUMENS	%FIXTURE
0-20	892.77	14.10
0-30	1,968.37	31.10
0-40	3,278.16	51.90
0-60	5,466.08	86.50
0-80	6,258.09	99.00
0-90	6,305.28	99.80
70-80	244.62	3.90
80-90	47.20	0.70
0-180	6,319.25	100.00



WPA/PS75/8CCT/HD/BZ

ZONAL LUMEN SUMMARY		
ZONE	LUMENS	%FIXTURE
0-20	1,363.32	14.30
0-30	3,005.73	31.40
0-40	4,996.25	52.20
0-60	8,297.9	86.70
0-80	9,477.84	99.10
0-90	9,543.39	99.80
70-80	359.45	3.80
80-90	65.55	0.70
0-180	9,565.7	100.00



Distances are in units of mounting height (10').