



SSD : SLIM SURFACE DOWNLIGHT

DESCRIPTION

The SSD Slim Surface Downlight is a surface downlight suitable for new construction and remodeling applications. It features uniform light distribution, Triac dimming, and optional colored trim rings to customize the look of the fixture.

FEATURES

- Replaces legacy 6", 8", or 9" CFL or incandescent downlights
- 9" features emergency battery backup
- Provides comfortable diffused light with no dark spots
- Dimmable to 10% with compatible Triac dimmers

LISTINGS

- ETL Listed for Damp Locations
- ENERGY STAR® Approved for superior energy efficiency

PERFORMANCE

- 3000K or FieldCCeT
- FieldCCeT option lets user choose between 2700K/3000K/4000K prior to installation
- CRI: >80 or >90

ELECTRICAL

- Input voltage: 120V
- Triac dimming (6" and 8" models)

CONSTRUCTION

- Frosted lens for diffuse lighting

WARRANTY

- 5 year limited warranty; see eiko.com for warranty details

| | |
|----------------|---------|
| project name | type |
| catalog number | |
| comments | voltage |
| approved by | date |



with Emergency Battery Backup

APPLICATIONS

- Residential
- Multi-family
- Hospitality
- Office
- Property management
- Healthcare
- Retail



ORDERING INFORMATION

EXAMPLE: SSD6-84-12W-830-120DT-WH

| Model | Size | Lumens | Watts | CRI/CCT | Voltage | Dimming | Finish | Options |
|------------------------------|--------|----------------|-----------|--|----------------|--------------------|------------|-------------------------------|
| SSD : Slim Surface Downlight | 6 - 6" | 84 - 840 lm | 12W - 12W | 830 - 80 CRI; 3000K 9CCT3 - 90 CRI; 27/30/4000K | 120 - 120V | DT - Triac Dimming | WH - White | EM - Emergency Battery Backup |
| | 8 - 8" | | 18W - 18W | 830 - 80 CRI; 3000K 9CCT3 - 90 CRI; 27/30/4000K | | | | |
| | 9 - 9" | 126 - 1,260 lm | | 930 - 90 CRI; 3000K | UNV - 120-277V | [Non-Dim] | | |

PERFORMANCE SUMMARY

| Order Code | Item # | Size | Watts | Lumens | CCT | CRI | Volts | Dimming | ES |
|------------|-----------------------------|------|-------|----------|-------------|-----|----------|-------------|----|
| 11285 | SSD6-84-12W-830-120DT-WH | 6" | 12W | 840 lm | 3000K | 80+ | 120 | Triac | ★ |
| 11286 | SSD8-126-18W-830-120DT-WH | 8" | 18W | 1,260 lm | 3000K | 80+ | 120 | Triac | ★ |
| 11287 | SSD6-84-12W-9CCT3-120DT-WH | 6" | 12W | 840 lm | 27/30/4000K | 90+ | 120 | Triac | ★ |
| 11288 | SSD8-126-18W-9CCT3-120DT-WH | 8" | 18W | 1,260 lm | 27/30/4000K | 90+ | 120 | Triac | ★ |
| 11313 | SSD9-126-18W-930-UNV-WH-EM | 9" | 18W | 1,260 lm | 3000K | 90+ | 120-277V | Non-dimming | ★ |

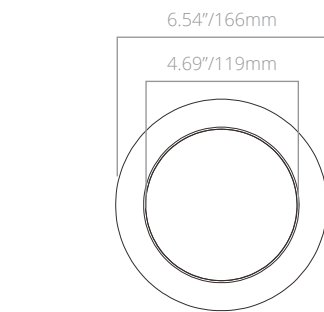
ACCESSORIES (9CCT3 versions only)

| Order Code | Item # | Description |
|------------|----------------|----------------|
| 11289 | SSD6-TRIM-BK* | 6" Trim Black |
| 11308 | SSD6-TRIM-CH* | 6" Trim Chrome |
| 11309 | SSD6-TRIM-NI* | 6" Trim Nickel |
| 11310 | SSD8-TRIM-BK † | 8" Trim Black |
| 11311 | SSD8-TRIM-CH † | 8" Trim Chrome |
| 11312 | SSD8-TRIM-NI † | 8" Trim Nickel |


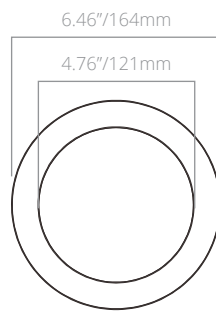
*Only for use with SSD6-84-12W-9CCT3-120DT-WH

†Only for use with SSD8-126-18W-9CCT3-120DT-WH

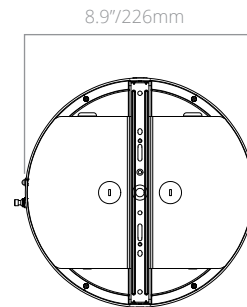
DIMENSIONS




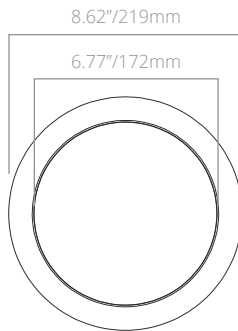
6" Trim Ring




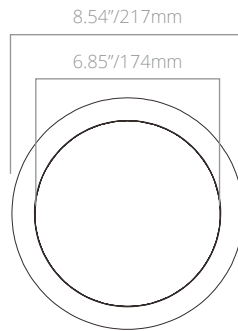
6" SDL Fixture



9" SDL Fixture



8" Trim Ring



8" SDL Fixture