



# PL Type A/B LED PL Lamps

## HIGHLIGHTS

- Hybrid dual mode for use with magnetic ballasts or direct line voltage
- LED PL Type A+B G24d lamps replace traditional G24d & GX24d (Type A+B installation) and G24q & GX24q (Type B Installation only) 13W, 18W, and 26W CFL lamps
- LED PL Type A+B G24d lamps replace traditional G23 & GX23 7W, 9W, and 13W CFL lamps
- Rotatable base provides precision aiming (horizontal installation)

## CERTIFICATIONS

- cULus Listed for Damp Locations
- RoHS Compliant
- FCC Compliant
- ICES-005 Compliant

## PERFORMANCE

- High efficacy, up to 139 lm/W
- Various CCT models available, including 2700K, 3500K or 4000K lamps
- FieldCCEt models available, allowing selectable CCT: 3000K/3500K/4000K
- CRI >80
- Rated lifetime: 50,000 hours
- SDCM<=4 for consistent color temperature

## ELECTRICAL

- Input voltage: Type A - Voltage dependent on ballast; Type B - 120-277V
- Power Factor: >0.9
- THD: <20%
- Not suitable for use with dimmers

## THERMAL

- -4°F to 113°F (-20°C to 45°C) operating temperature

## CONSTRUCTION

- Aluminum heatsink
- Polybutylene Terephthalate lamp holder
- Shatter-resistant lamp housing
- Not suitable for use in totally enclosed spaces

## BALLAST COMPATIBILITY

- For a list of compatible ballasts please visit [eiko.com](http://eiko.com)

## WARRANTY

- 5-Year limited warranty available [online](http://online). Contact your EiKO sales rep for additional details.

project name	type
catalog number	voltage
approved by	date



# COMPATIBLE SOCKET

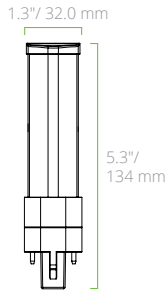
<b>TYPE A+B G23 PL LAMP</b> 	<b>WORKS WITH</b>	 G23-1	<b>TYPE A+B G24D PL LAMP</b> 	<b>WORKS WITH (TYPE A+B INSTALL)</b>	 G24d-1	 G24d-2	 G24d-3
		 G23-2			 GX24d-1	 GX24d-2	 GX24d-3
<b>TYPE A+B GX23 PL LAMP</b> 	<b>WORKS WITH</b>	 GX23-1	<b>WORKS WITH (TYPE B INSTALL ONLY)</b>	 G24q-1	 G24q-2	 G24q-3	
		 GX23-2		 GX24q-1	 GX24q-2	 GX24q-3	 GX24q-4

## AVAILABLE MODELS

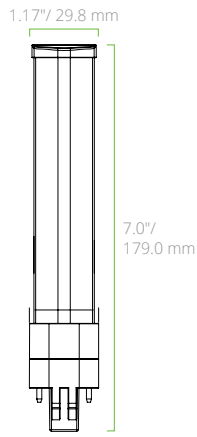
ORDER CODE	ITEM #	WATTS	LUMENS	CCT	EFFICACY (lm/W)	INSTALL POSITION	BEAM ANGLE	ROTATABLE BASE	TRADITIONAL WATTAGE EQUIVALENT
<b>G23</b>									
12898	L3.5WPLS/AB/827/U/G23/H	3.5W	325 lm	2700K	98 lm/W	Horizontal	120°	N/A	7/9W
12859	L3.5WPLS/AB/840/U/G23/H	3.5W	350 lm	4000K	106 lm/W	Horizontal	120°	N/A	7/9W
<b>G24D</b>									
12890	L6WPLC/AB/835/U/G24D/HR	6W	550 lm	3500K	95 lm/W	Horizontal	110°	270°	13/18W
12871	L6WPLC/AB/835/U/G24D/V	6W	600 lm	3500K	103 lm/W	Vertical	120°	N/A	13/18W
12873	L6WPLC/AB/840/U/G24D/HR	6W	600 lm	4000K	103 lm/W	Horizontal	110°	270°	13/18W
12888	L6WPLC/AB/840/U/G24D/V	6W	650 lm	4000K	112 lm/W	Vertical	120°	N/A	13/18W
12862	L7WPLC/AB/835/U/G24D/O	7W	880 lm	3500K	131 lm/W	Omni-directional	360°	N/A	13/18W
12869	L7WPLC/AB/840/U/G24D/O	7W	900 lm	4000K	134 lm/W	Omni-directional	360°	N/A	13/18W
12882	L8.5WPLC/AB/835/U/G24D/HR	8.5W	950 lm	3500K	112 lm/W	Horizontal	110°	270°	26W
12872	L8.5WPLC/AB/835/U/G24D/V	8.5W	1050 lm	3500K	124 lm/W	Vertical	120°	N/A	26W
12864	L8.5WPLC/AB/840/U/G24D/HR	8.5W	1000 lm	4000K	118 lm/W	Horizontal	110°	270°	26W
12884	L8.5WPLC/AB/840/U/G24D/V	8.5W	1050 lm	4000K	124 lm/W	Vertical	120°	N/A	26W
12867	L8.5WPLC/AB/8FCCT/U/G24D/HR	8.5W	960/1020/1050 lm	30/35/4000K	124 lm/W	Horizontal	110°	270°	26W
12894	L8.5WPLC/AB/8FCCT/U/G24D/V	8.5W	1100/1120/1150 lm	30/35/4000K	135 lm/W	Vertical	120°	NA	26W
12880	L9WPLC/AB/835/U/G24D/O	9W	1200 lm	3500K	133 lm/W	Omni-directional	360°	N/A	26W
12889	L9WPLC/AB/840/U/G24D/O	9W	1250 lm	4000K	139 lm/W	Omni-directional	360°	N/A	26W
<b>GX23</b>									
12899	L5.5WPLC/AB/835/U/GX23/HR	5.5W	590 lm	3500K	107 lm/W	Horizontal	110°	270°	13W
12863	L5.5WPLC/AB/835/U/GX23/V	5.5W	570 lm	3500K	104 lm/W	Vertical	120°	N/A	13W
12883	L5.5WPLC/AB/840/U/GX23/HR	5.5W	620 lm	4000K	113 lm/W	Horizontal	110°	270°	13W
12893	L5.5WPLC/AB/840/U/GX23/V	5.5W	620 lm	4000K	113 lm/W	Vertical	120°	N/A	13W
12891	L5.5WPLS/AB/830/U/GX23/H	5.5W	550 lm	3000K	100 lm/W	Horizontal	120°	N/A	13W
12886	L5.5WPLS/AB/840/U/GX23/H	5.5W	570 lm	4000K	104 lm/W	Horizontal	120°	N/A	13W

\*All CCT-selectable lamps ship at 4000K CCT

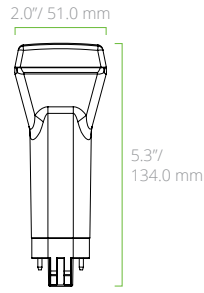
# PRODUCT DIMENSIONS



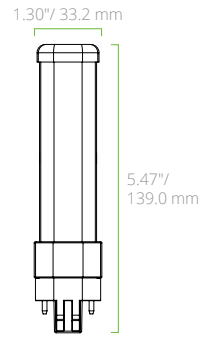
**L3.5W G23 BASE  
HORIZONTAL**



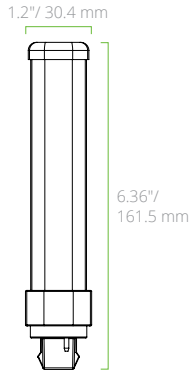
**L5.5W GX23 BASE  
HORIZONTAL**



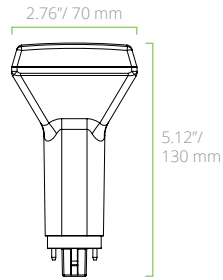
**L5.5W GX23 BASE  
VERTICAL**



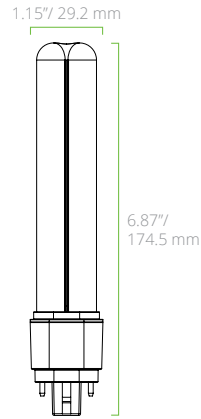
**L5.5W GX23 BASE  
HORIZONTAL**



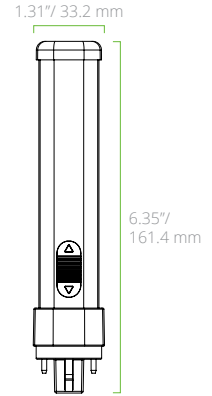
**L8.5W G24D BASE  
HORIZONTAL**



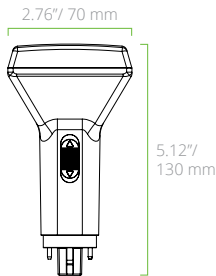
**L8.5W G24D BASE  
VERTICAL**



**L9W G24D BASE  
OMNI-DIRECTIONAL**



**L8.5W G24D BASE  
HORIZONTAL  
(CCT SELECTABLE)**



**L8.5W G24D BASE  
VERTICAL  
(CCT SELECTABLE)**