



LLH Linear High Bay

FEATURES

- 135 lpw ultra-high efficiency delivers superior performance over fluorescent and HID, saving up to 60% of energy costs
- Universal 0-10V driver for continuous dimming
- Optional Z10 receptacle simplifies adding controls

CERTIFICATIONS

- UL Listed for dry and damp locations

PERFORMANCE

- Rated lifetime:
- L80: >54,000 hours @ 45°C
- L90: >36,000 hours @ 45°C
- 4000K, 5000K CCT
- CRI: >80

ELECTRICAL

- Input voltage: 120-277V
- 0-10V dimming to <10% with dim-to-off capability
- Driver efficiency: >85%
- Power Factor: >.9
- THD: <20%
- Dimming sink current: 2mA
- Auxiliary Power: 12VDC, 100mA

THERMAL

- -22°F to 122°F (-30°C to 50°C) operating temperature

CONSTRUCTION

- Heavy gauge steel body with welded frame construction resists twisting and bowing
- Diffuse frosted acrylic lens to control glare (standard) or optional clear lens for higher light output (sold separately)
- 10 ft. Y-toggle aircraft cable mounting hardware included
- Built-in 2.5kV surge protection

WARRANTY

- 5 year limited warranty. Additional warranty options available. Contact EiKO for details

project name	type
catalog number	voltage
approved by	date



APPLICATIONS

- Warehouses
- Manufacturing Plants
- Distribution Centers
- Grocery Stores
- Gymsnasiums
- Indoor Recreational Facilities
- Cold Storage
- Big Box Retail
- Service Repair Centers

CONFIGURATOR

MODEL	LUMEN PACKAGE	CCT	VOLTAGE	OPTIONS
LLH : Linear High Bay	06DX - 65W; 8,800 lm 1DX - 110W; 14,950 lm 2DX - 162W; 21,850 lm 3DX - 223W; 30,300 lm 4DX - 265W; 36,000 lm 5DX - 321W; 43,650 lm 7DX - 425W; 57,800 lm	40K - 4000K 50K - 5000K	U - 120-277V	See page 2 for options



PERFORMANCE SUMMARY

ORDER CODE	ITEM #	LENGTH	WATTS	NOMINAL LUMENS	LPW	CCT	LENS	DIMMING	VOLTS	REPLACES
11340	LLH-06DX-40K-U	2'	65W	8,800	135	4000K	Frosted	0-10V	120-277V	HBF 6x T8/4x T5
11341	LLH-06DX-50K-U	2'	65W	8,800	135	5000K	Frosted	0-10V	120-277V	HBF 6x T8/4x T5
11342	LLH-1DX-40K-U	2'	110W	14,950	135	4000K	Frosted	0-10V	120-277V	HBF 6x T8/4x T5
11343	LLH-1DX-50K-U	2'	110W	14,950	135	5000K	Frosted	0-10V	120-277V	HBF 6x T8/4x T5
11344	LLH-2DX-40K-U	2'	162W	21,850	135	4000K	Frosted	0-10V	120-277V	HBF 8x T8/6x T5 HO
11345	LLH-2DX-50K-U	2'	162W	21,850	135	5000K	Frosted	0-10V	120-277V	HBF 8x T8/6x T5 HO
11346	LLH-3DX-40K-U	2'	223W	30,300	135	4000K	Frosted	0-10V	120-277V	8x T5 HO
11347	LLH-3DX-50K-U	2'	223W	30,300	135	5000K	Frosted	0-10V	120-277V	8x T5 HO
11348	LLH-4DX-40K-U	4'	265W	36,000	135	4000K	Frosted	0-10V	120-277V	10x T5 HO
11349	LLH-4DX-50K-U	4'	265W	36,000	135	5000K	Frosted	0-10V	120-277V	10x T5 HO
11350	LLH-5DX-40K-U	4'	321W	43,650	135	4000K	Frosted	0-10V	120-277V	1000W HID
11351	LLH-5DX-50K-U	4'	321W	43,650	135	5000K	Frosted	0-10V	120-277V	1000W HID
11352	LLH-7DX-40K-U	4'	425W	57,800	135	4000K	Frosted	0-10V	120-277V	1000W HID
11353	LLH-7DX-50K-U	4'	425W	57,800	135	5000K	Frosted	0-10V	120-277V	1000W HID

QUICK SHIP WITH Z10 RECEPTACLE

12024	LLH-1DX-50K-U-Z10	2'	110W	14,950	135	5000K	Frosted	0-10V	120-277V	HBF 6x T8/4x T5
12025	LLH-2DX-50K-U-Z10	2'	162W	21,850	135	5000K	Frosted	0-10V	120-277V	HBF 8x T8/6x T5 HO
12026	LLH-3DX-50K-U-Z10	2'	223W	30,300	135	5000K	Frosted	0-10V	120-277V	8x T5 HO
12069	LLH-3DX-40K-U-Z10	2'	223W	30,300	135	4000K	Frosted	0-10V	120-277V	8x T5 HO

CONTROLS

ORDER CODE	ITEM #	DESCRIPTION
SENSORS		
10476	SEN-3AA-KO	Stand-alone On/off PIR sensor 120-277V
10220	SEN-3B-KO	Stand-alone dimmable PIR sensor 120-277V (Parameters configured by SEN-3-RC)
10226	SEN-3-RC	Commissioning tool for SEN-3B-KO
13342	SEN5A-SZPR-WH	Stand-alone dimmable Z10 twist lock PIR sensor (Parameters configured by SEN5A-ACT)
13344	SEN5A-ACT	Commissioning tool for SEN5A-SZPR-WH
13246	SENA-WZPA-WH	Bluetooth NLC Z10 twist lock PIR sensor
12643	PSC-ZKV-WCM-100-BLE-SR	Bluetooth NLC Z10 twist lock controller

ADDITIONAL FACTORY INSTALLED OPTIONS

EXAMPLE: LLH-7DX-40K-U-EM15W

EMERGENCY BATTERIES*

EEBE15WUA050S - 15W Emergency Battery
EEBE30WUA050S - 30W Emergency Battery

*120-277V only

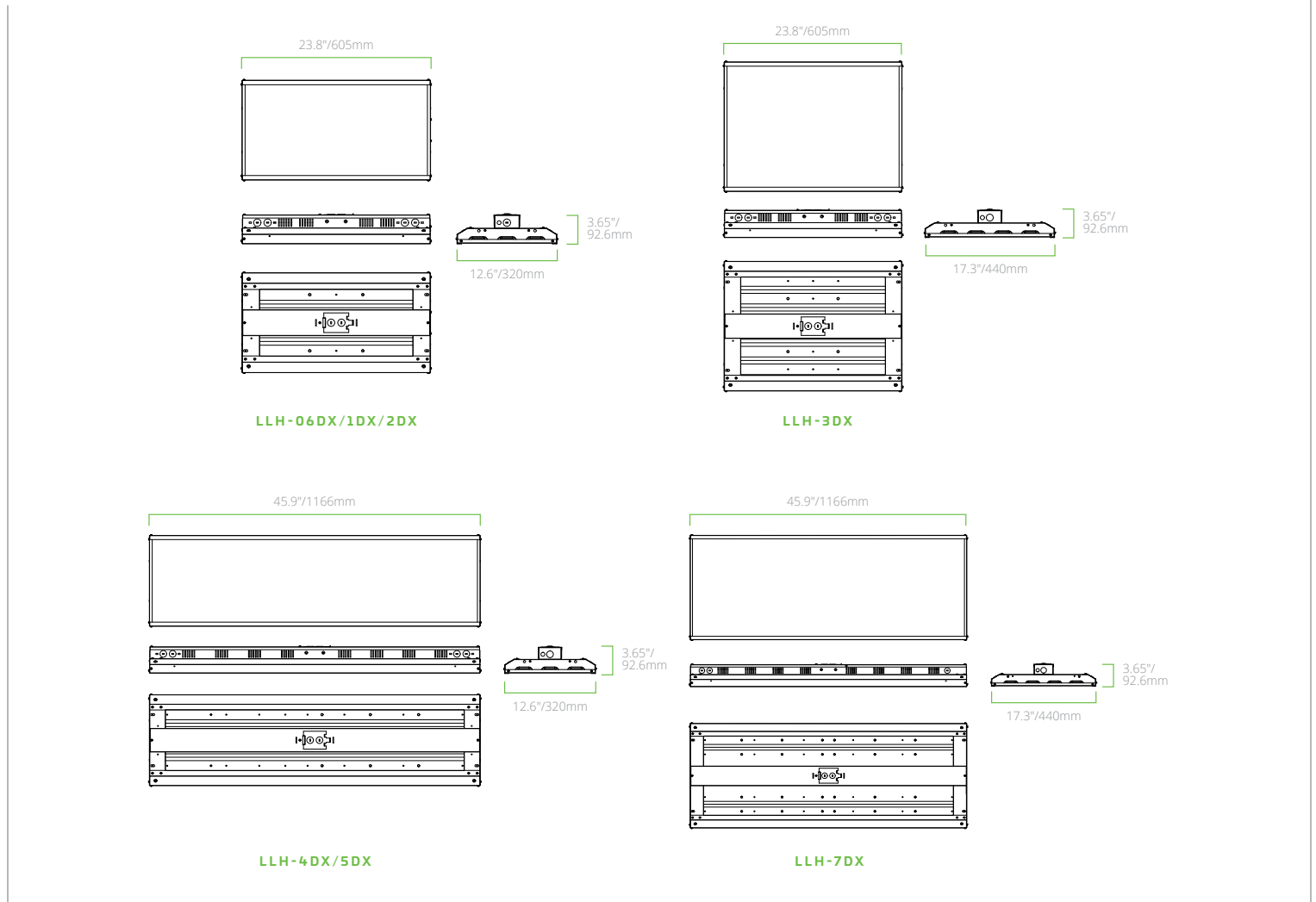
SENSORS AND CONTROLS

Z10 - Add Z10 Receptacle

ACCESSORIES

ORDER CODE	ITEM #	DESCRIPTION	MODEL CROSS REFERENCE								
			06DX	1DX	2DX	3DX	4DX	5DX	7DX	"U"	"V"
09226	LLH-CHAIN	Mounting Chain for LLH, 1.05 meters (1 pair)	✓	✓	✓	✓	✓	✓	✓	✓	✓
09336	LLH-CL-2x1	Clear Lens for LLH-06D, 1D & 2D- 40K/50K-U	✓	✓	✓	X	X	X	X	✓	✓
09337	LLH-CL-2x1.5	Clear Lens for LLH-3D-40K/50K-U	X	X	X	✓	X	X	X	✓	✓
09338	LLH-CL-4x1	Clear Lens for LLH-4D & 5D-40K/50K-U	X	X	X	X	✓	✓	X	✓	✓
09700	LLH-CL-4x1.5	Clear Lens for LLH-7D-40K/50K-U	X	X	X	X	X	X	✓	✓	✓
09339	LLH-FL-2x1	Frosted Lens for LLH-06D, 1D & 2D-40K/50K-U	✓	✓	✓	X	X	X	X	✓	✓
09340	LLH-FL-2x1.5	Frosted Lens for LLH-3D-40K/50K-U	X	X	X	✓	X	X	X	✓	✓
09341	LLH-FL-4x1	Frosted Lens for LLH-4D & 5D-40K/50K-U	X	X	X	X	✓	✓	X	✓	✓
09701	LLH-FL-4x1.5	Frosted Lens for LLH-7D-40K/50K-U	X	X	X	X	X	X	✓	✓	✓
09227	LLH-PENDANT BOX	Pendant Box for 120/277V LLH, 1/2" Nominal Pipe Diameter	✓	✓	✓	✓	✓	✓	✓	✓	X
09906	LLH-PENDANT BOX-347/480	Pendant Box for 347/480V LLH, 1/2" Nominal Pipe Diameter	✓	✓	✓	✓	✓	✓	✓	X	✓
09818	LLH-SMK-1	Surface Mount Kit, 12.6"	✓	✓	✓	X	✓	✓	X	✓	✓
09819	LLH-SMK-2	Surface Mount Kit, 17.3"	X	X	X	✓	X	X	✓	✓	✓
09230	LLH-V HOOK-1	V-Hook for LLH-06D, 1D, 2D, 4D & 5D-40K/50K-U	✓	✓	✓	X	✓	✓	X	✓	✓
09229	LLH-V HOOK-1.5	V-Hook for LLH-3D & 7D-40K/50K-U	X	X	X	✓	X	X	✓	✓	✓
09222	LLH-WG-2x1	Wireguard for LLH-06D,1D & 2D-40K/50K-U	✓	✓	✓	X	X	X	X	✓	✓
09223	LLH-WG-2x1.5	Wireguard for LLH-3D-40K/50K-U	X	X	X	✓	X	X	X	✓	✓
09224	LLH-WG-4x1	Wireguard for LLH-4D & 5D-40K/50K-U	X	X	X	X	✓	✓	X	✓	✓
09702	LLH-WG-4x1.5	Wire Guard for LLH-7D-40K/50K-U	X	X	X	X	X	X	✓	✓	✓
11243	LLH-SMSA-KO	Side Mounted Sensor Adapter for KO Sensors (for LLH-D series)	✓	✓	✓	✓	✓	✓	✓	✓	✓

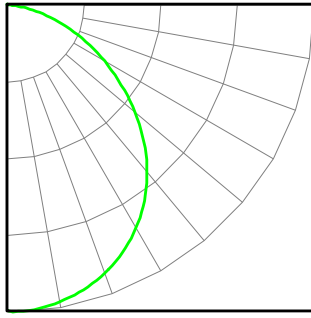
PRODUCT DIMENSIONS



PHOTOMETRICS

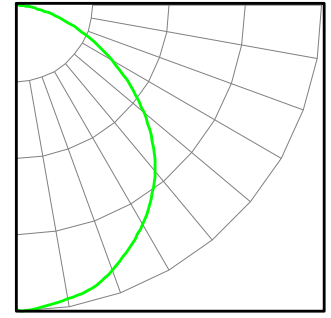
LLH-06DX-xxK-U

ZONAL LUMEN SUMMARY		
ZONE	LUMENS	%FIXTURE
0-30	2585.29	29.8%
0-40	4203.82	48.5%
0-60	7158.26	82.6%
0-80	8535.37	98.5%
0-90	8637.16	99.7%
60-80	1377.11	15.9%
70-80	458.35	5.3%
80-90	101.78	1.2%
0-180	8666.25	100%



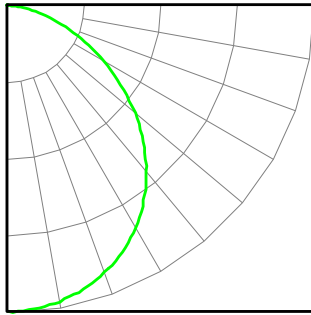
LLH-1DX-xxK-U

ZONAL LUMEN SUMMARY		
ZONE	LUMENS	%FIXTURE
0-30	4283.36	29.3%
0-40	6975.94	47.8%
0-60	11970.4	82.0%
0-80	14348.38	98.3%
0-90	14538.11	99.6%
60-80	2377.98	16.3%
70-80	806.61	5.5%
80-90	189.73	1.3%
0-180	14601.15	100%



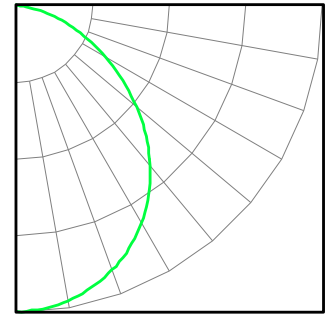
LLH-2DX-xxK-U

ZONAL LUMEN SUMMARY		
ZONE	LUMENS	%FIXTURE
0-30	6231.83	29.7%
0-40	10154.29	48.3%
0-60	17328.75	82.5%
0-80	20686.54	98.4%
0-90	20950.58	99.7%
60-80	3357.78	16.0%
70-80	1123.45	5.3%
80-90	264.04	1.3%
0-180	21013.38	100%



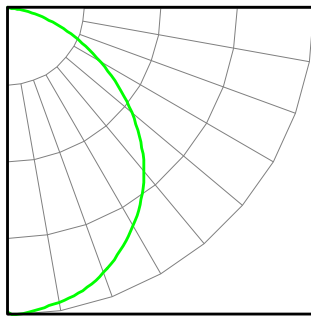
LLH-3DX-xxK-U

ZONAL LUMEN SUMMARY		
ZONE	LUMENS	%FIXTURE
0-30	8729.89	29.7%
0-40	14176.79	48.3%
0-60	24098.56	82.1%
0-80	28865.1	98.3%
0-90	29242.87	99.6%
60-80	4766.54	16.2%
70-80	1622.66	5.5%
80-90	377.78	1.3%
0-180	29353.39	100%



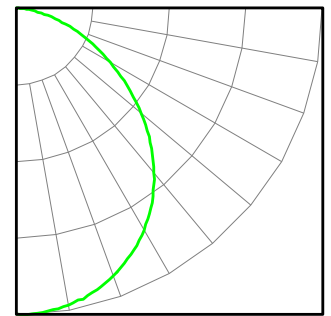
LLH-4DX-xxK-U

ZONAL LUMEN SUMMARY		
ZONE	LUMENS	%FIXTURE
0-30	10647.26	29.5%
0-40	17319.89	48.0%
0-60	29630.68	82.1%
0-80	35513.12	98.4%
0-90	35981.54	99.7%
60-80	5882.44	16.3%
70-80	2001.7	5.5%
80-90	468.42	1.3%
0-180	36106.27	100%



LLH-5DX-xxK-U

ZONAL LUMEN SUMMARY		
ZONE	LUMENS	%FIXTURE
0-30	12521.07	29.9%
0-40	20331.76	48.6%
0-60	34537.26	82.5%
0-80	41230.07	98.5%
0-90	41723.97	99.7%
60-80	6692.8	16.0%
70-80	2247.91	5.4%
80-90	493.90	1.2%
0-180	41841.74	100%



LLH-7DX-xxK-U

ZONAL LUMEN SUMMARY		
ZONE	LUMENS	%FIXTURE
0-30	17144.64	29.2%
0-40	28005.92	47.7%
0-60	48180.53	82.1%
0-80	57754.55	98.4%
0-90	58515.54	99.7%
60-80	9574.02	16.3%
70-80	3243.1	5.5%
80-90	760.99	1.3%
0-180	58714.3	100%

