



## MWP1 Mini Wall Pack

### HIGHLIGHTS

- Designed for general purpose wall mount lighting
- Compact design
- 2 - 1/2" knockouts makes for versatile mounting
- Integrated photocell that can easily be disabled in the field
- PowerSet feature allows for multiple lumen stops out of the box
- FieldCCeT features provides multiple color temperature settings in one fixture

### CERTIFICATIONS

- UL listed for US & Canada
- RoHS Compliant
- FCC Compliant
- ICES-005 Compliant
- IP65 Rated
- IK08 Impact Rating
- DesignLights Consortium® Premium Qualified - meets the requirements for the highest DLC qualification for efficacy and lumen maintenance - **Pending**

### PERFORMANCE

- High Efficacy, up to 135 lm/W
- Available in PowerSet models: power-selectable 30/20/15W
- Available in FieldCCeT models: field-selectable CCT 30/40/5000K
- CRI: >80
- Rated Life L70: >54,000 hours

### ELECTRICAL

- Input voltage: 120-277V
- 0-10V dimming, dim-to-off
- Surge Protection: 2.5kV
- Power factor: >0.9
- THD: <20%

### THERMAL

- -40°F to 113°F (-40°C to 45°C) ambient operating temperature


### CONSTRUCTION

- Bronze powder coated, die-cast aluminum housing
- Impact resistant polycarbonate lens
- IK08 impact rating

### WARRANTY

- 5-Year limited warranty available [online](#). Contact your EiKO sales rep for additional details.

project name	type
catalog number	voltage
approved by	date



### APPLICATIONS

- Entryways
- Garages
- Plazas
- Storage facilities
- Outdoor stairwells
- Perimeter lighting

## KEY FEATURES

### SELECTABLE CCT AND WATTAGE


- Choose your CCT and wattage upon installation; great for SKU reduction and job site flexibility

### INTEGRATED PHOTOCELL

- Manage security, safety and energy usage with the integrated photocell: it can easily be disabled in the field

### INSTALLATION MADE EASY

- 2 - 1/2" Knockouts for installation versatility; can be mounted with or without junction box



## MODEL CONFIGURATOR

MODEL	POWER	CCT	VOLTAGE & DIMMING
<b>MWP1:</b> Mini Wall Pack	<b>PS30:</b> 30/20/15W	<b>FCCT:</b> 3000/4000/5000K	<b>U:</b> 120-277V, 0-10V dimming

## MODEL CONFIGURATOR

MODEL	-	POWER	-	CCT	-	VOLTS & DIMMING
<b>MWP1</b>	-		-		-	

EXAMPLE PART NUMBER: MWP1-PS30-FCCT-U

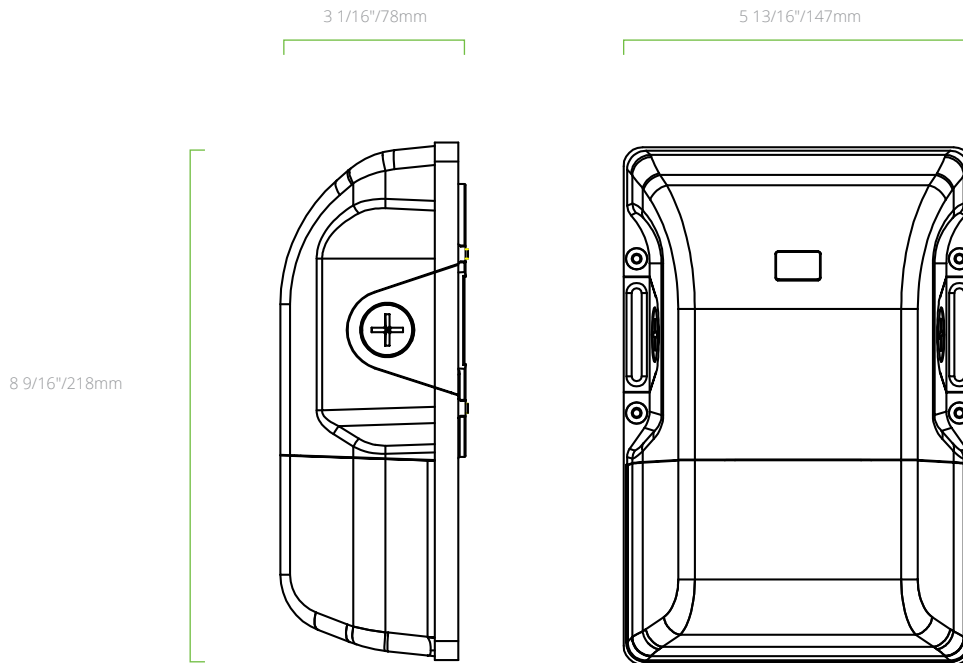
## AVAILABLE MODELS

ORDER CODE	ITEM #	WATTS*	CCT**	LUMENS	EFFICACY (lm/W)	VOLTAGE	TRADITIONAL WATTAGE EQUIVALENT	DLC ID #
								PREMIUM
13930	MWP1-PS30-FCCT-U	30/20/15W	3000/4000/5000K	4050/2700/2025 lm	135 lm/W	120-277V	70W HID	Pending

\* All power-selectable fixtures ship at the highest wattage setting

\*\* All CCT-selectable fixtures ship at 5000K

## PRODUCT DIMENSIONS



### MWP1-PS30-FCCT-U

Weight: 2.31lbs / 1.05 kg