



HIGHLIGHTS

15,000 to 45,000 lm

Up to 150 lm/W

120-277V & 120-347V

Includes 10' dimming and power cord and mounting hook

White or Black Housing

Powder coated, forged aluminum housing

Fixed Wattage & Fixed CCT

PowerSet & FieldCCeT

Controls Ready

DLC Premium

IP65

Estimated L70: 100,000 Hours

BAYE3 Round High Bay

BAYE3 Round High Bay

AVAILABLE MODELS

ORDER CODE	ITEM #	WATTS*	CCT**	LUMENS	EFFICACY (lm/W)	FINISH	TRADITIONAL WATTAGE EQUIVALENT	DLC ID #
								PREMIUM
13143	BAYE3-100-40-U	100W	4000K	15,000 lm	150 lm/W	Black	Up to 400W HID	S-JIW8Z9
13144	BAYE3-100-50-U	100W	5000K	15,000 lm	150 lm/W	Black	Up to 400W HID	S-A12FTK
13153	BAYE3-100-40-H	100W	4000K	15,000 lm	150 lm/W	Black	Up to 400W HID	S-5QC6DU
13154	BAYE3-100-50-H	100W	5000K	15,000 lm	150 lm/W	Black	Up to 400W HID	S-5M9I7L
13145	BAYE3-150-40-U	150W	4000K	22,500 lm	150 lm/W	Black	Up to 400W HID	S-WUMTY8
13146	BAYE3-150-50-U	150W	5000K	22,500 lm	150 lm/W	Black	Up to 400W HID	S-B1Y9MX
13155	BAYE3-150-40-H	150W	4000K	22,500 lm	150 lm/W	Black	Up to 400W HID	S-ELF9NX
13156	BAYE3-150-50-H	150W	5000K	22,500 lm	150 lm/W	Black	Up to 400W HID	S-G5DJNE
13163	BAYE3-PS150-FCCT-U	150/130/100W	3500/4000/5000K	22,500/19,500/ 15,000 lm	150 lm/W	Black	Up to 400W HID	S-Q8DPVZ
13164	BAYE3-PS150-FCCT-U-WH	150/130/100W	3500/4000/5000K	22,500/19,500/ 15,000 lm	150 lm/W	White	Up to 400W HID	S-Q8DPVZ
13167	BAYE3-PS150-FCCT-H	150/130/100W	3500/4000/5000K	22,500/19,500/ 15,000 lm	150 lm/W	Black	Up to 400W HID	S-Q8NL4P
13147	BAYE3-200-40-U	200W	4000K	30,000 lm	150 lm/W	Black	Up to 600W HID	S-61QZA7
13148	BAYE3-200-50-U	200W	5000K	30,000 lm	150 lm/W	Black	Up to 600W HID	S-FJ1Z5Y
13157	BAYE3-200-40-H	200W	4000K	30,000 lm	150 lm/W	Black	Up to 600W HID	S-ZTWFSFA
13158	BAYE3-200-50-H	200W	5000K	30,000 lm	150 lm/W	Black	Up to 600W HID	S-ZK52LF
13149	BAYE3-240-40-U	240W	4000K	36,000 lm	150 lm/W	Black	Up to 750W HID	S-YJMGB3
13150	BAYE3-240-50-U	240W	5000K	36,000 lm	150 lm/W	Black	Up to 750W HID	S-OIBGME
13159	BAYE3-240-40-H	240W	4000K	36,000 lm	150 lm/W	Black	Up to 750W HID	S-76FBKS
13160	BAYE3-240-50-H	240W	5000K	36,000 lm	150 lm/W	Black	Up to 750W HID	S-X9Q7J3
13165	BAYE3-PS240-FCCT-U	240/200/180W	3500/4000/5000K	36,000/30,000/ 27,000 lm	150 lm/W	Black	Up to 750W HID	S-KRNJ0Y
13166	BAYE3-PS240-FCCT-U-WH	240/200/180W	3500/4000/5000K	36,000/30,000/ 27,000 lm	150 lm/W	White	Up to 750W HID	S-KRNJ0Y
13168	BAYE3-PS240-FCCT-H	240/200/180W	3500/4000/5000K	36,000/30,000/ 27,000 lm	150 lm/W	Black	Up to 750W HID	S-IFOAYQ
13151	BAYE3-300-40-U	300W	4000K	45,000 lm	150 lm/W	Black	Up to 1000W HID	S-XYA23C
13152	BAYE3-300-50-U	300W	5000K	45,000 lm	150 lm/W	Black	Up to 1000W HID	S-ZEHM09
13161	BAYE3-300-40-H	300W	4000K	45,000 lm	150 lm/W	Black	Up to 1000W HID	S-WQ6B2U
13162	BAYE3-300-50-H	300W	5000K	45,000 lm	150 lm/W	Black	Up to 1000W HID	S-8K90T2

* All power-selectable fixtures ship at the highest wattage setting.

** All CCT-selectable fixtures ship at 5000K.

BAYE3 Round High Bay

CONTROLS & SENSORS: FIELD INSTALLED*

ORDER CODE	ITEM #	DESCRIPTION
STANDALONE CONTROLS		
PIR SENSORS		
801282	MSF-DPR-12	Stand-alone PIR Motion Sensor, 12V, Screw-in, 0-10V, Ambient Threshold, 20ft, Parameters set by RC02.
13342	SEN5A-SZPR-WH	Stand-alone PIR Motion Sensor, 12-24V, Z10, 0-10V, Daylight Harvesting, 40ft, White, Parameters set by SEN5A-ACT. Note: Screw-in to Z10 adaptor required: SENA-APZ-WH.
MICROWAVE SENSORS*		
801281	MSF-DMR-12	Stand-alone Microwave Motion Sensor, 12V, screw-in, 0-10V, Ambient Threshold, 49ft, Parameters set by RC02
11931	SEN5A/M/Z10	Stand-alone Microwave Motion Sensor, 12-24V, Z10, 0-10V, Ambient Threshold, 40ft, Parameters set by RC-100/SEN5A-ACT. Note: Screw-in to Z10 adaptor required: SENA-APZ-WH.
13341	SEN5A-SZMR-WH	Stand-alone Microwave Motion Sensor, 12-24V, Z10, 0-10V, Daylight Harvesting, 40ft, White, Parameters set by SEN5A-ACT. Note: Screw-in to Z10 adaptor required: SENA-APZ-WH.

* Microwave sensors must be installed on stable and immovable fixtures to avoid false activation from swinging.

REMOTES FOR COMMISSIONING STANDALONE CONTROLS		
13344	SEN5A-ACT	Commissioning Tool for SEN5A, BAY-E-SEN/PIR, BAY-E-SEN/M, and MS2-DPX-3 (Backward compatible with SEN5A/CT and RC-100).
800891	RC02	Commissioning Tool for programming HBX2, FL5, HBV2, LHB4 center pin motion sensors.


NETWORKED LIGHTING CONTROLS (NLC)		
13246	SENA-WZPA-WH	BLE PIR Motion sensor, 12-24V, IP65, Z10, 0-10V, Daylight Harvesting, 40ft, Parameters set by Silvoir App. Note: Screw-in adaptor required: SENA-APZ-WH.
12643	PSC-ZKV-WCM-100-BLE-SR	BLE TruBle wireless fixture Controller, 12-24V, Z10, 0-10V, Parameters set by Silvoir App. Note: Screw-in to Z10 adaptor required: SENA-APZ-WH.

WALL OR WIRELESS CONTROLLERS		
12654	ESRPB-W-EO	BLE Easyfit by EnOcean wireless self-powered kinetic Single rocker pad, white, wall plate included. (Fig 1)
12655	EDRPB-W-EO	BLE Easyfit by EnOcean wireless self-powered kinetic Double rocker pad, white, wall plate included. (Fig 2)
12635	PSC-DM-WS-100-BLE-SR	BLE TruBlu 120-277V, Single Gang Single Button Wall Controller, White, Parameters set by Silvoir App. (Fig 3)
12636	PSC-DM-I-WS-100-BLE-SR	BLE TruBlu PIR Occupancy/ Vacancy Sensor, 120-277V, Single Gang Wall Controller, White, Parameters set by Silvoir App. (Fig 4)
12637	PSC-DM-WS-400-BLE-SR	BLE TruBlu 120-277V, Single Gang 4-Button Wall Controller, White, Parameters set by Silvoir App. (Fig 5)


ADAPTERS & ACCESSORIES		
13467	SENA-APZ-WH	Z10 adapter 1/2" Screw-in spring load pins to Z10 Receptacle IP65 White
12994	PSC-RET-100-BLE-SR	BLE TruBlu Range Extender, 120-277V, 800ft, Nema 4X Outdoor Enclosure (Fig 6)
12993	PSC-TKP-200-BLE-SR	BLE TruBlu Battery Backup Timekeeper and Range Extender, 120V, 800ft, Nema 4X Outdoor Enclosure (Fig 7)

* **NOTE:** The 300W BAYE3 is the only model that can use a Battery Backup in conjunction with a control solution.

STANDALONE CONTROLS




SENA-SZPR-WH
Standalone PIR Sensor




SEN5A/M/Z10 OR SEN5A-SZMR-WH
Standalone Microwave Sensor

COMMISSIONING TOOL




SEN5A-ACT
Commissioning tool for standalone controls

NETWORKED LIGHTING CONTROLS




SENA-WZPA-WH
BLE PIR Sensor w/ fixture controller




PSC-ZKV-WCM-100-BLE-SR
BLE wireless fixture controller


COMMISSIONING APP (iOS)





FREE APP POWERED BY SIVAIR
iOS Device Sold Separately


OPTIONAL ACCESSORIES: WALL OR WIRELESS CONTROLLERS & RANGE EXTENDERS



FIG 1



FIG 2


FIG 3



FIG 4


FIG 5


FIG 6


FIG 7

SENA-APZ-WH
Z10 adapter for 1/2" Screw-in receptacle - REQUIRED for STANDALONE or NETWORKED LIGHTING CONTROLS



BAYE3 Round High Bay



RoHS Compliant



CAN ICES-005

IP65



ACCESSORIES



PA-M10-34



PA-10-34



BAYE3-YK



WG1



REF1-AL



REF1-PC



REF1-CL

FACTORY MODS

CORD ENDS:

- N01: 125V 15A straight plug
- N02: 250V 15A straight plug
- N04: 125V 15A locking plug
- N05: 250V 15A locking plug
- N06: 277V 15A locking plug
- N07: 125V 20A straight plug
- N08: 250V 20A straight plug
- N09: 277V 20A straight plug
- N10: 125V 20A locking plug
- N11: 250V 20A locking plug
- N12: 277V 20A locking plug
- N13: 347V 20A locking plug

CONTROLS READY

**EASILY ADD CONTROLS
ANY TIME WITHOUT THE
NEED FOR ANY WIRING**



STANDALONE CONTROLS

Compatible with Eiko's Standalone Control Solutions. Microwave or PIR.



NETWORKED LIGHTING CONTROLS

Compatible with Eiko's Networked Lighting Controls System.

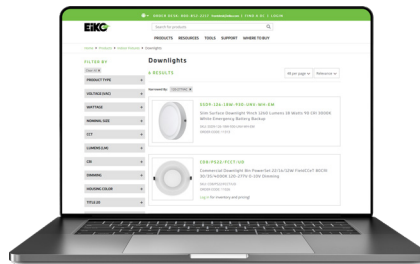


BAYE3 Round High Bay

HIGH PERFORMANCE. MORE VALUE.



Call your local sales rep for more details!



**PRICE & AVAILABILITY
ON OUR WEBSITE FOR OUR
AGENT AND DISTRIBUTOR
PARTNERS**



SCAN

World Headquarters, USA:
18000 W. 105th Street, 3rd Floor
Olathe, KS 66061
1.800.852.2217



Head Office, Canada:
7900 Goreway Drive, Unit 8
Brampton, ON L6T 5W6
1.888.741.2673