



PL Type B LED PL Lamps

HIGHLIGHTS

- LED PL Type B 2G7 & 2GX7 (4-pin) lamps easily replaces existing 2G7 & 2GX7 (4-pin) 7W, 9W and 11W CFL lamps by bypassing the existing fluorescent ballast and wiring directly to line voltage
- LED PL Type B G24d (2-pin) lamps easily replace existing G24d & GX24d (2-pin), G24q & GX24q (4-pin) 26W and 42W CFL lamps by bypassing the existing fluorescent ballast and wiring directly to line voltage
- Rotatable base provides precision aiming
- Internal LED driver means no need to replace a ballast resulting in long-term maintenance savings
- Instantaneous full light output upon power-up
- Polycarbonate lens reduces the risk of injury or breakage

CERTIFICATIONS

- UL Listed for Damp Locations
- RoHS Compliant
- FCC Compliant
- ICES-005 Compliant

PERFORMANCE

- High efficacy: up to 129 lm/W
- Available in 2700K, 3500K or 4000K CCT
- CRI >80
- Rated lifetime: 50,000 hours

ELECTRICAL

- Input voltage: Type B - 120-277V
- Power Factor: >0.9
- THD: <20%
- Not suitable for use with dimmers

THERMAL

- -4°F to 113°F (-20°C to 45°C) operating temperature*

CONSTRUCTION

- Aluminum heatsink
- Polybutylene Terephthalate base
- Shatter-resistant lamp housing

WARRANTY

- 5-Year limited warranty available [online](#). Contact your EiKO sales rep for additional details.

*Not recommended for air-tight fixtures

project name	type
catalog number	voltage
approved by	date



3.5W
2G7 BASE
HORIZONTAL



5.5W
2GX7 BASE
HORIZONTAL



15.5W
G24D BASE
HORIZONTAL



16.5W
G24D BASE
VERTICAL



RoHS Compliant



CAN ICES-005



KEY FEATURES

NO BALLAST REQUIRED

Eliminate the ballast with a simple installation bypassing the existing fluorescent ballast and wiring directly to line voltage

FEWER SKUS TO MANAGE

One lamp can work on multiple sockets, allowing you to reduce your inventory while providing more flexibility to your customers (see Socket Compatibility section)

ROTATABLE BASE

Horizontal installation models feature a rotatable base of up to 150° to provide precision aiming

ONE LAMP WORKS WITH MULTIPLE SOCKETS



ROTATABLE BASE

AVAILABLE MODELS

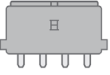
ORDER CODE	ITEM #	WATTS	LUMENS	CCT	EFFICACY (lm/W)	VOLTAGE	INSTALL POSITION	BEAM ANGLE	ROTATABLE BASE	TRADITIONAL WATTAGE EQUIVALENT
2G7										
12895	L3.5WPLS/B/827/U/2G7/H	3.5W	330 lm	2700K	100 lm/W	120-277V	Horizontal	120°	N/A	7/9W
12897	L3.5WPLS/B/840/U/2G7/H	3.5W	350 lm	4000K	106 lm/W	120-277V	Horizontal	120°	N/A	7/9W
2GX7										
12896	L5.5WPLS/B/827/U/2GX7/H	5.5W	550 lm	2700K	100 lm/W	120-277V	Horizontal	120°	N/A	11W
12868	L5.5WPLS/B/840/U/2GX7/H	5.5W	570 lm	4000K	104 lm/W	120-277V	Horizontal	120°	N/A	11W
G24D										
12854	L15.5WPLC/B/835/U/G24D/HR	15.5W	1900 lm	3500K	123 lm/W	120-277V	Horizontal	110°	150°	42W
12855	L15.5WPLC/B/840/U/G24D/HR	15.5W	2000 lm	4000K	129 lm/W	120-277V	Horizontal	110°	150°	42W
G24D										
12856	L16.5WPLC/B/835/U/G24D/V	16.5W	1850 lm	3500K	116 lm/W	120-277V	Vertical	120°	N/A	42W
12857	L16.5WPLC/B/840/U/G24D/V	16.5W	1900 lm	4000K	119 lm/W	120-277V	Vertical	120°	N/A	42W

BATTERY BACKUP

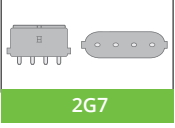
ORDER CODE	ITEM #	DESCRIPTION	INPUT VOLTAGE	EMERGENCY TIME	OUTPUT POWER	COMPATIBLE LAMP WATTAGE	RECHARGE TIME	TITLE 20
11674	EEBE08WHA170S	External Emergency Battery, 8W	120-347V	>90 mins	Max. 8W	8W or below	24 hrs	Yes
11675	EEBE18WHA170S	External Emergency Battery, 18W	120-347V	>90 mins	Max. 18W	18W or below	24 hrs	Yes

SOCKET COMPATIBILITY

**TYPE B
2G7
PL LAMP**

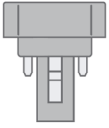


WORKS WITH

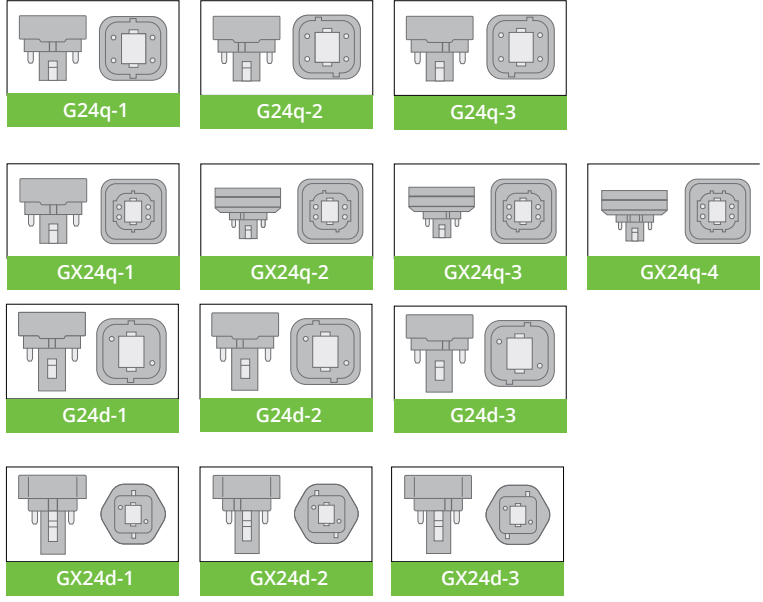


2G7

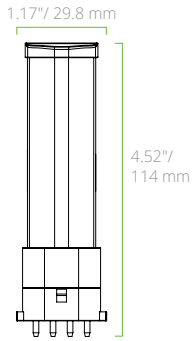
**TYPE B
G24D
PL LAMP**



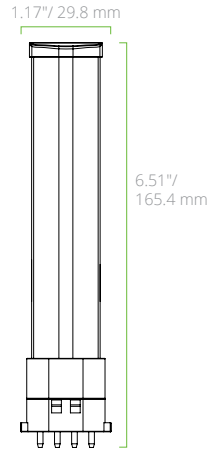
WORKS WITH



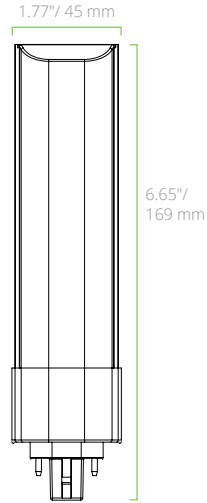
PRODUCT DIMENSIONS



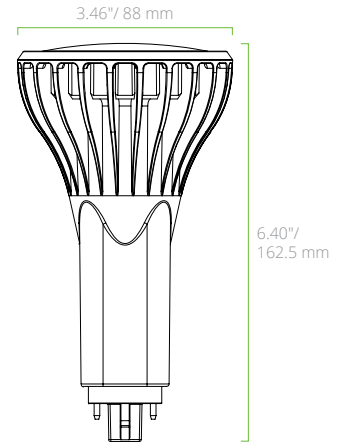
**L3.5W 2G7 BASE
HORIZONTAL**



**L5.5W 2GX7 BASE
HORIZONTAL**



**L15.5W G24D BASE
HORIZONTAL**



**L16.5W G24D BASE
VERTICAL**