



CST1 Commercial Strip

HIGHLIGHTS

- Performance commercial strip designed with value in mind
- Unique push button access allows for the lens and LED board to be easily removed, allowing quick access to driver
- Easily add a behind the lens standalone control solution; minimal wiring required
- Available in 4' and 8' lengths
- 2 x 1/2" knockouts on each end
- Linear alignment plate accessory makes row mounting quick and easy (surface and suspension alignment plates available)
- V-Hooks included with fixture

CERTIFICATIONS

- ETL listed for US & Canada
- RoHS Compliant
- FCC Compliant
- ICES-005 Compliant
- Damp Location rated
- DLC Listed

PERFORMANCE

- High efficacy, up to 130 lm/W
- Available in fixed wattage models: 32W, 64W
- Available in single CCT models: 4000K or 5000K
- CRI: >80
- Beam Angle: 120°
- Rated Life L70: >54,000 Hours

ELECTRICAL

- Input voltage: 120-277V
- 0-10V dimming, dim-to-off
- 12VDC Aux, 200mA
- Surge Protection: 2kV
- Power Factor: >0.9
- THD: <20%

THERMAL

- -4°F to 113°F (-20°C to 45°C) ambient operating temperature
- Ambient operating temperature with sensor (see selected sensor datasheet)

CONSTRUCTION

- White powder coated steel housing
- Diffused polycarbonate lens

WARRANTY

- 5 Year limited warranty available [online](#). Contact your EIKO sales rep for additional details.

project name	type
catalog number	voltage
approved by	date



4 FOOT



8 FOOT



APPLICATIONS

- Warehouses
- Manufacturing Plants
- Distribution Centers
- Grocery Stores
- Indoor Recreational Facilities
- Big Box Retail
- Service Repair Centers

KEY FEATURES

PUSH BUTTON RELEASE

Push buttons located on the side allow for the lens and LED board to be quickly removed, making wiring and installation easier

ALIGNMENT PLATE ACCESSORY

Optional alignment plate accessory available to make row mounting connections easy (available for both surface and suspension mounting)

MOUNTING OPTIONS

V-Hooks included for suspension-ready installation right out of the box. Optional aircraft cable accessory available, compatible with suspended alignment plate

BEHIND THE LENS SENSOR READY

Simply snap-in the behind the lens sensor and make electrical connection using wire nuts provided.



INCLUDED V-HOOKS FOR SUSPENSION INSTALLATIONS

ALIGNMENT PLATE ACCESSORY FOR SURFACE AND SUSPENDED ROW MOUNTING



AIRCRAFT CABLE AVAILABLE

AVAILABLE MODELS

ORDER	ORDER CODE	ITEM #	LENGTH	WATTS	CCT	LUMENS	EFFICACY (lm/W)	VOLTAGE	TRADITIONAL WATTAGE EQUIVALENT	DLC
										STANDARD
	13412	CST1-432-40-U	4'	32W	4000K	4160 lm	130lm/W	120-227V	2 lamp 32W T8	S-6FNU4R
	13413	CST1-432-50-U	4'	32W	5000K	4160 lm	130lm/W	120-227V	2 lamp 32W T8	S-DW4OFA
	13414	CST1-864-40-U	8'	64W	4000K	8320 lm	130lm/W	120-227V	2 lamp 96W T8 / 4 lamp 32W T8	S-CF5Y2M
	13415	CST1-864-50-U	8'	64W	5000K	8320 lm	130lm/W	120-227V	2 lamp 96W T8 / 4 lamp 32W T8	S-8KA9Q2

FACTORY INSTALLED OPTIONS

CUSTOM CORD LENGTH	CORD END
<p>[Blank] : Default, no cord</p> <p>W1xx: 300V 18/3 white cord</p> <p>Custom length required (in feet)</p>	<p>[Blank] : Default, no cord end</p> <p>N01 : 125V 15A straight plug</p> <p>N02 : 250V 15A straight plug</p> <p>N04 : 125V 15A locking plug</p> <p>N05 : 250V 15A locking plug</p> <p>N06 : 277V 15A locking plug</p> <p>N07 : 125V 20A straight plug</p> <p>N08 : 250V 20A straight plug</p> <p>N09 : 277V 20A straight plug</p> <p>N10 : 125V 20A locking plug</p> <p>N11 : 250V 20A locking plug</p> <p>N12 : 277V 20A locking plug</p>

MODEL CONFIGURATOR




FACTORY INSTALLED OPTIONS

MODEL	-	SIZE	-	WATTS	-	CCT	-	VOLTAGE	-	CORD LENGTH	-	CORD END
CST1	-		-		-		-		-		-	

EXAMPLE PART NUMBER: CST1-432-40-U-W130-M08

REFER TO FOLLOWING SECTIONS FOR DETAILS ON FACTORY INSTALLED OPTIONS & AVAILABLE FIELD INSTALLED OPTIONS

ACCESSORIES

ORDER	ORDER CODE	ITEM #	DESCRIPTION
AVAILABLE Q3	14341	CST1-SM-AP	CST1 4/8ft Surface Mount Alignment Plate 
AVAILABLE Q3	13520	CST1-SA	CST1 4ft Suspension Aircraft Cable, Order x2 for 8ft 
AVAILABLE Q3	13519	CST1-SA-AP	CST1 4/8ft Suspended Mount Alignment Plate 

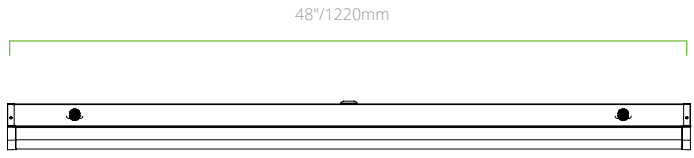
BATTERY BACKUPS

ORDER	ORDER CODE	ITEM #	DESCRIPTION
	10918	EEBN08WUA050	EiKO Emergency Battery Kit Internal 8W 120-277VAC 25-50VDC CEC Compliant. Field Installed Only.
	10896	EEBN15WUA050	EiKO Emergency Battery Kit Internal 15W 120-277VAC 25-50VDC CEC Compliant. Field Installed Only.
	10897	EEBN20WUA050	EiKO Emergency Battery Kit Internal 20W 120-277VAC 25-50VDC CEC Compliant. Field Installed Only.

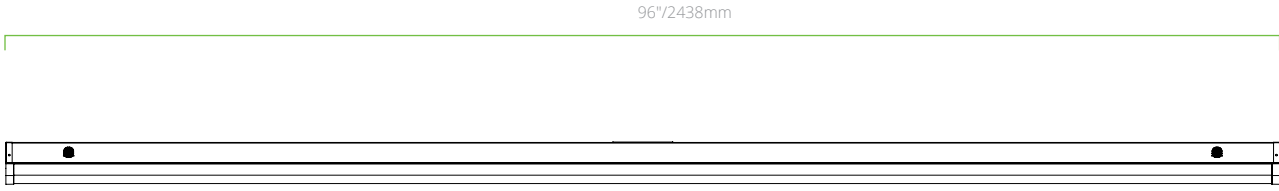
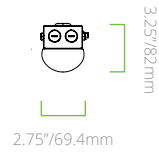
CONTROLS & SENSORS

ORDER	ORDER CODE	ITEM #	DESCRIPTION
STANDALONE CONTROLS			
PIR SENSORS			
	800654	MS2-OPD-3	Stand-alone PIR Motion Sensor, 120-347V, 1/2" knock-out, On/Off, Ambient Threshold, 40ft, Parameters set by dip switch Order separately.
	800655	MS2-DPX-3	Stand-alone PIR Motion Sensor, 120-347V, 1/2" knock-out, 0-10V, Ambient Threshold, 40ft, Parameters set by dip switch or RC-100/SEN5A-ACT Order separately.
	10220	SEN-3B-KO	Stand-alone PIR Motion Sensor, 120-277V, IP66, 1/2" knock-out, 0-10V, Ambient Threshold, 30ft, Parameters set by SEN-3-RC.
	10476	SEN-3AA-KO	Stand-alone PIR Motion Sensor, 120-277V, 1/2" knock-out, On/Off, Ambient Threshold, 30ft, Parameters set by dip switch.
	13342	SEN5A-SZPR-WH	Stand-alone PIR Motion Sensor, 12-24V, Z10, 0-10V, Daylight Harvesting, 40ft, White, Parameters set by SEN5A-ACT. Note: Note: Swivel mount adapter required: SENA-AZ-WH
MICROWAVE SENSORS*			
	313895	MS1-DHR-KO-1	Stand-alone Microwave Motion Sensor, 120-277V, IP65, 1/2" knock-out, 0-10V, Ambient Threshold, 48ft, Parameters set by RC01. Note: Swivel mount adaptor required: SENA-AZ-WH.
	12150	SEN/M/S1C/KO	Stand-alone Microwave Motion Sensor, 120-277V, IP65 1/2" knock-out, 0-10V, Ambient Threshold, Parameters set by SEN-S1-RC3.
	13341	SEN5A-SZMR-WH	Stand-alone Microwave Motion Sensor, 12-24V, Z10, 0-10V, Daylight Harvesting, 40ft, White, Parameters set by SEN5A-ACT. Note: Swivel mount adapter required: SENA-AZ-WH.
	11931	SEN5A/M/Z10	Stand-alone Microwave Motion Sensor, 12-24V, Z10, 0-10V, Ambient Threshold, 40ft, Parameters set by RC-100/SEN5A-ACT. Note: Swivel mount adapter required: SENA-AZ-WH.
	13696	SENA-SHMR	Stand-alone Microwave Motion Sensor, 12-14V, Behind the lens Snap-in, 0-10V, Daylight Harvesting, 8-20ft, 16" wires, Parameters set by SEN5A-ACT.
* Microwave sensors must be installed on stable and immovable fixtures to avoid false activation from swinging.			
REMOTES FOR COMMISSIONING STANDALONE CONTROLS			
	13344	SEN5A-ACT	Commissioning Tool for SEN5A, BAY-E-SEN/PIR, BAY-E-SEN/M, and MS2-DPX-3 (Backward compatible with SEN5A/CT and RC-100).
	10226	SEN-3-RC	Commissioning Tool for SEN-3B-KO and SEN-3C-KO.
	313897	RC01	Commissioning Tool for MS1-DHR-SA-4, MS1-DHR-KO-1, MS1-DHR-KO-4.
	10917	SEN-S1-RC3	Commissioning Tool for SEN/M/S1C/KO.
NETWORKED LIGHTING CONTROLS (NLC)			
SENSOR AND CONTROLLER			
	13246	SENA-WZPA-WH	BLE PIR Motion sensor, 12-24V, IP65, Z10, 0-10V, Daylight Harvesting, 40ft, Parameters set by Silvoir App. Note: Swivel mount adapter required: SENA-AZ-WH
	12643	PSC-ZKV-WCM-100-BLE-SR	BLE TruBLE wireless fixture Controller, 12-24V, Z10, 0-10V, Parameters set by Silvoir App. Note: Swivel mount adapter required: SENA-AZ-WH
WALL OR WIRELESS CONTROLLERS			
	12654	ESRPB-W-EO	BLE Easyfit by EnOcean wireless self-powered kinetic Single rocker pad, white, wall plate included.
	12655	EDRPB-W-EO	BLE Easyfit by EnOcean wireless self-powered kinetic Double rocker pad, white, wall plate included.
	12635	PSC-DM-WS-100-BLE-SR	BLE TruBlu 120-277V, Single Gang Single Button Wall Controller, White, Parameters set by Silvoir App.
	12636	PSC-DM-I-WS-100-BLE-SR	BLE TruBlu PIR Occupancy/ Vacancy Sensor, 120-277V, Single Gang Wall Controller, White, Parameters set by Silvoir App.
	12637	PSC-DM-WS-400-BLE-SR	BLE TruBlu 120-277V, Single Gang 4-Button Wall Controller, White, Parameters set by Silvoir App.
ADAPTERS & ACCESSORIES			
	13343	SENA-AZ-WH	Z10 White Stem Swivel Mount bracket 12-24VDC Max. 22AWG 2ft V+(1:Yellow) Dim-(2:Pink) Dim+(3:Purple) Optional(4:Brown)

PRODUCT DIMENSIONS



4' MODELS



8' MODELS

