



CSX1 Commercial Strip

HIGHLIGHTS

- Unique toolless entry allows for the lens and LED board to be easily removed, allowing quick access to driver, simply squeeze the sides together for access
- Controls Ready makes adding controls quick and easy. Includes snap-in receptacle for Standalone and Networked Lighting Controls
- Available in 2', 4' and 8' lengths
- 2 x 1/2" knockouts on each end
- Linear alignment plate accessory makes row mounting quick and easy
- V-Hook and chain kit accessory available for suspension mounting
- Junction box cover plate included
- PowerSet feature allows for multiple lumen stops out of the box
- FieldCCeT features provides multiple color temperature settings in one fixture

CERTIFICATIONS

- UL listed for US & Canada
- RoHS Compliant
- FCC Compliant
- ICES-005 Compliant
- Damp Location rated
- DesignLights Consortium® Qualified - meets DLC requirements for efficacy and lumen maintenance (Linear Ambient)
- DesignLights Consortium® Premium Qualified - meets the requirements for the highest DLC qualification for efficacy and lumen maintenance (Stairwell and Passageway Luminaires)

PERFORMANCE

- High efficacy, up to 130 lm/W
- Available in PowerSet models: power-selectable 25/20/15W, 45/35/26W, 65/60/55W or 90/75/65W
- Available in FieldCCeT models: fieldselectable CCT 35/40/5000K
- CRI: >80
- Beam Angle: 120°
- Estimated L70: 100,000 Hours

ELECTRICAL

- Input voltage: 120-277V or 120-347V
- 0-10V dimming, dim-to-off
- 12VDC Aux, 100mA
- Surge Protection: 2.5kV
- Power Factor: >0.9
- THD: <20%

THERMAL

- -4°F to 122°F (-20°C to 50°C) ambient operating temperature
- Ambient operating temperature with sensor (see selected sensor datasheet)

CONSTRUCTION

- White powder coated steel housing
- IK07 Rated non-yellowing PMMA light diffusing acrylic lens

WARRANTY

- 5 Year limited warranty available [online](#). Contact your EiKO sales rep for additional details.

KEY FEATURES

TOOLLESS ENTRY

Squeezing the sides together allows for the lens and LED board to be quickly removed, making wiring and installation easier

MOUNTING OPTIONS

V-Hook and chain kit accessory available for suspension installation. Includes J-box cover plate. Optional aircraft cable accessory available and optional alignment plate to make row mounting connections easy (available for both surface and suspension mounting)

CONTROLS READY

Add controls anytime without the need for additional wiring. Remove the cap, then snap-in the standalone or networked lighting control solution.



project name	type
catalog number	voltage
approved by	date

AVAILABLE IN 2', 4' AND 8'



APPLICATIONS

- Warehouses
- Manufacturing Plants
- Distribution Centers
- Grocery Stores
- Indoor Recreational Facilities
- Big Box Retail
- Service Repair Centers

AVAILABLE MODELS

ORDER	ORDER CODE	ITEM #	LENGTH	WATTS*	CCT**	LUMENS	EFFICACY (lm/W)	VOLTAGE	TRADITIONAL WATTAGE EQUIVALENT	DLC	
										STANDARD	PREMIUM
	13632	CSX1-2PS25-FCCT-H	2'	25/20/15W	3500/4000/5000K	3250/2600/1950 lm	130 lm/W	120-347VAC	2 lamp 17W T8	S-ZNW69S	S-BY26UK
	13780	CSX1-4PS45-40-H	4'	45/35/26W	4000K	5850/4550/3380 lm	130 lm/W	120-347VAC	2 lamp 32W T8	S-URS9OE	S-VCMO68
	13628	CSX1-4PS45-40-U	4'	45/35/26W	4000K	5850/4550/3380 lm	130 lm/W	120-277VAC	2 lamp 32W T8	S-0T7MIP	S-NEWO14
	13629	CSX1-4PS45-50-U	4'	45/35/26W	5000K	5850/4550/3380 lm	130 lm/W	120-277VAC	2 lamp 32W T8	S-D2X8AQ	S-BQMNSU
	13634	CSX1-4PS45-FCCT-H	4'	45/35/26W	3500K/4000K/5000K	5850/4550/3380 lm	130 lm/W	120-347VAC	2 lamp 32W T8	S-EZ0K3C	S-QMUTEV
	13633	CSX1-4PS45-FCCT-U	4'	45/35/26W	3500K/4000K/5000K	5850/4550/3380 lm	130 lm/W	120-277VAC	2 lamp 32W T8	S-AX2C1O	S-XL3C3YE
	13636	CSX1-4PS65-FCCT-H	4'	65/60/55W	3500K/4000K/5000K	8450/7800/7150 lm	130 lm/W	120-347VAC	2 lamp 60W T8/4 lamp 32W T8	S-QDZL5E	S-3AFBS0
	13635	CSX1-4PS65-FCCT-U	4'	65/60/55W	3500K/4000K/5000K	8450/7800/7150 lm	130 lm/W	120-277VAC	2 lamp 60W T8/4 lamp 32W T8	S-6UTFZD	S-VWQRZF
	13782	CSX1-8PS90-40-H	8'	90/75/65W	4000K	11,700/9750/8450 lm	130 lm/W	120-347VAC	2 lamp 96W T8/4 lamp 60W T8	S-3DIO2V	S-5C342F
	13630	CSX1-8PS90-40-U	8'	90/75/65W	4000K	11,700/9750/8450 lm	130 lm/W	120-277VAC	2 lamp 96W T8/4 lamp 60W T8	S-G6EHDH	S-WC74VL
	13631	CSX1-8PS90-50-U	8'	90/75/65W	5000K	11,700/9750/8450 lm	130 lm/W	120-277VAC	2 lamp 96W T8/4 lamp 60W T8	S-9I0ZCV	S-I3PMA4
	13638	CSX1-8PS90-FCCT-H	8'	90/75/65W	3500K/4000K/5000K	11,700/9750/8450 lm	130 lm/W	120-347VAC	2 lamp 96W T8/4 lamp 60W T8	S-G0M3ZH	S-L4BIEF
	13637	CSX1-8PS90-FCCT-U	8'	90/75/65W	3500K/4000K/5000K	11,700/9750/8450 lm	130 lm/W	120-277VAC	2 lamp 96W T8/4 lamp 60W T8	S-YRT3K4	S-POQN0A

* All power-selectable fixtures ship at the highest wattage setting

** All CCT-selectable fixtures ship at 4000K

FACTORY INSTALLED OPTIONS

CUSTOM CORD LENGTH	CORD END	BATTERY BACKUP	CONTROLS
<p>[Blank] : Default, no cord</p> <p>W1xx : 300V 18/3 white cord</p> <p>W2xx : 600V 18/3 white cord</p> <p>W3xx : 600V 18/6 white cord with dimming wires and a 24/7 hot wire for battery backup (Cord end option is not available)</p> <p>Custom length required (in feet)</p>	<p>[Blank] : Default, no cord end</p> <p>N01 : 125V 15A straight plug</p> <p>N02 : 250V 15A straight plug</p> <p>N04 : 125V 15A locking plug</p> <p>N05 : 250V 15A locking plug</p> <p>N06 : 277V 15A locking plug</p> <p>N07 : 125V 20A straight plug</p> <p>N08 : 250V 20A straight plug</p> <p>N09 : 277V 20A straight plug</p> <p>N10 : 125V 20A locking plug</p> <p>N11 : 250V 20A locking plug</p> <p>N12 : 277V 20A locking plug</p> <p>N13 : 347V 20A locking plug</p>	<p>[Blank] : Default, no additional protection</p> <p>EB08* : 8W Internal Backup battery, 120-277V</p> <p>EB15* : 15W Internal Backup battery, 120-277V</p> <p>EB20* : 20W Internal Backup battery, 120-277V</p>	<p>[Blank] : Default, no controls</p> <p>M14 : Stand-alone PIR Motion Sensor, 8-12ft</p> <p>M21 : Bluetooth NLC PIR Motion sensor, 8-12ft</p>

WARNING: Battery is only compatible with 120-277V version. Contact Eiko for 347V battery backup options.

MODEL CONFIGURATOR




FACTORY INSTALLED OPTIONS

MODEL	-	SIZE	WATTS	-	CCT	-	VOLTAGE	-	CORD LENGTH	-	CORD END	-	BATTERY BACKUP	-	CONTROLS
CSX1	-			-		-		-		-		-		-	

EXAMPLE PART NUMBER: PART NUMBER FROM AVAILABLE MODELS FOLLOWED BY -W110-N01-EB08-M11

REFER TO FOLLOWING SECTIONS FOR DETAILS ON FACTORY INSTALLED OPTIONS & AVAILABLE FIELD INSTALLED OPTIONS

ACCESSORIES

ORDER	ORDER CODE	ITEM #	DESCRIPTION	
	14625	CSX1-VCK	CSX1 V-Hook and Chain Kit, 3.4ft length	
	14626	CSX1-AP	CSX1 Alignment Plate	
	14624	CSX1-AC	CSX1 Aircraft Cable, 4ft length	

BATTERY BACKUPS

ORDER	ORDER CODE	ITEM #	DESCRIPTION	FACTORY INSTALLED CODE
	10918	EEBN08WUA050*	EiKO Emergency Battery Kit Internal 8W 120-277VAC 25-50VDC CEC Compliant. Factory or Field Installed Only.	EB08
	10896	EEBN15WUA050*	EiKO Emergency Battery Kit Internal 15W 120-277VAC 25-50VDC CEC Compliant. Factory or Field Installed Only	EB15
	10897	EEBN20WUA050*	EiKO Emergency Battery Kit Internal 20W 120-277VAC 25-50VDC CEC Compliant. Factory or Field Installed Only.	EB20

***WARNING:** Battery is only compatible with 120-277V version. Contact EiKO for 347V battery backup options.

CONTROLS & SENSORS

ORDER	ORDER CODE	ITEM #	DESCRIPTION	FACTORY INSTALLED CODE
STANDALONE CONTROLS				
PIR SENSORS				
	13697	SENA-SHPR	Stand-alone PIR Motion Sensor, 12-24V, 1/2" Button Snap-in, 0-10V, Daylight Harvesting, 8-12ft, Parameters set by SEN5A-ACT.	M14

REMOTES FOR COMMISSIONING STANDALONE CONTROLS				
	13344	SEN5A-ACT	Commissioning Tool for SEN5A, BAY-E-SEN/PIR, BAY-E-SEN/M, and MS2-DPX-3 (Backward compatible with SEN5A/CT and RC-100).	---



NETWORKED LIGHTING CONTROLS (NLC)				
SENSOR AND CONTROLLER				
	13245	SENA-WHPA	BLE PIR Motion sensor, 12-24V, 1/2" Button Snap-in, 0-10V, Daylight Harvesting, 8-12ft, Parameters set by Silvair App	M21

WALL OR WIRELESS CONTROLLERS				
	12654	ESRPB-W-EO	BLE Easyfit by EnOcean wireless self-powered kinetic Single rocker pad, white, wall plate included.	---
	12655	EDRPB-W-EO	BLE Easyfit by EnOcean wireless self-powered kinetic Double rocker pad, white, wall plate included.	---
	12635	PSC-DM-WS-100-BLE-SR	BLE TruBlu 120-277V, Single Gang Single Button Wall Controller, White, Parameters set by Silvair App.	---
	12636	PSC-DM-I-WS-100-BLE-SR	BLE TruBlu PIR Occupancy/ Vacancy Sensor, 120-277V, Single Gang Wall Controller, White, Parameters set by Silvair App.	---
	12637	PSC-DM-WS-400-BLE-SR	BLE TruBlu 120-277V, Single Gang 4-Button Wall Controller, White, Parameters set by Silvair App.	---

ADAPTERS & ACCESSORIES				
	12994	PSC-RET-100-BLE-SR	BLE TruBlu Range Extender, 120-277V, 800ft, Nema 4X Outdoor Enclosure	---
	12993	PSC-TKP-200-BLE-SR	BLE TruBlu Battery Backup Timekeeper and Range Extender, 120V, 800ft, Nema 4X Outdoor Enclosure	---


PRODUCT DIMENSIONS

22.2"/564mm



2 FOOT


Weight: 2.43 lbs / 1.10 kg



2.5"/64mm

2.8"/72mm

47.3"/1202mm



4 FOOT


Weight: 3.64 lbs / 1.65 kg



2.5"/64mm

2.8"/72mm

94.8"/2392mm



8 FOOT

Weight: 7.05 lbs / 3.2 kg



2.5"/64mm

2.8"/72mm