



EP1 Edgelit Flat Panel

HIGHLIGHTS

- Thin profile is ideal for shallow plenum spaces
- Uses a high quality, non-yellowing PMMA light guide plate for optimum light uniformity
- Available in 1'x4', 2'x2' and 2'x4' sizes
- Compatible with networked lighting controls (-12 Models)
- PowerSet feature allows for multiple lumen stops out of the box
- FieldCCeT features provides multiple color temperature settings in one fixture

CERTIFICATIONS

- ETL listed for US & Canada
- RoHS Compliant
- FCC Compliant
- ICES-005 Compliant
- IC Rated for insulation contact
- Damp Location rated
- DesignLights Consortium® Premium Qualified - meets the requirements for the highest DLC qualification for efficacy and lumen maintenance

PERFORMANCE

- High efficacy, up to 125 lm/W
- Available in PowerSet models: power-selectable 30/25/20W or 50/40/30W
- Available in FieldCCeT models: (field- selectable CCT 35/40/5000K)
- CRI: 80+
- Beam Angle: 120°
- Estimated L70: 100,000 Hours

ELECTRICAL

- Input voltage: 120-277V
- 0-10V dimming, dim-to-off
- Surge Protection: 2 kV
- Power Factor: >0.9
- THD: <20%

THERMAL

- -4°F to 113°F (-20°C to 45°C) ambient operating temperature

CONSTRUCTION

- White powder coated aluminum frame
- Non-yellowing PMMA diffuse lens

WARRANTY

- 5-Year limited warranty available [online](#). Contact your EIKO sales rep for additional details.

KEY FEATURES

THIN, EDGELIT DESIGN

An ultra-slim profile provides a sleek appearance and offers more installation options: for drop ceilings, surface mounting, or suspended architecturally

EXTENDED J-BOX

Four knockouts and a larger junction box allows for easy access and quick installations

INCLUDED SEISMIC CLIPS

With the integrated seismic clips, easily install and secure flat panels onto T-bar grids

project name	type
catalog number	voltage
approved by	date




1X4



2X2




2X4



APPLICATIONS

- Office
- Hospitals
- Retail
- Schools
- General Purpose lighting



AVAILABLE MODELS

ORDER	ORDER CODE	ITEM #	SIZE	WATTS*	CCT**	LUMENS	EFFICACY (lm/W)	VOLTAGE	TRADITIONAL WATTAGE EQUIVALENT	DLC ID#
										PREMIUM
1x4										
	13536	EP1-14PS30-FCCT-U	1x4	30/25/20W	35/40/5000K	3750/3125/2500 lm	125 lm/W	120-277V	2 x 32W 4ft T8	S-BKUG2Z
	14639	EP1-14PS30-FCCT-U-12	1x4	30/25/20W	35/40/5000K	3750/3125/2500 lm	125 lm/W	120-277V	2 x 32W 4ft T8	S-BKUG2Z
2x2										
	13182	EP1-22PS30-FCCT-U	2x2	40/30/25W	35/40/5000K	4400/3300/2750 lm	125 lm/W	120-277V	2 x 17W 2ft T8	S-LQVDS3
	14640	EP1-22PS30-FCCT-U-12	2x2	30/25/20W	35/40/5000K	3750/3125/2500 lm	125 lm/W	120-277V	2 x 17W 2ft T8	S-LQVDS3
2x4										
	13183	EP1-24PS50-FCCT-U	2x4	50/40/30W	35/40/5000K	6250/5000/3750 lm	125 lm/W	120-277V	4 x 32W 4ft T8	S-H721EF
	14641	EP1-24PS50-FCCT-U-12	2x4	50/40/30W	35/40/5000K	6250/5000/3750 lm	125 lm/W	120-277V	4 x 32W 4ft T8	S-H721EF

* All power-selectable fixtures ship at the highest wattage setting

** All CCT-selectable fixtures ship at 4000K

FACTORY INSTALLED OPTIONS

CUSTOM CORD LENGTH	BATTERY BACKUP	CONTROLS
<p>[Blank]: Default no cord</p> <p>A1xx: 300V 18/3 armored cable, XX to specify length up to 99'</p> <p>A2xx*: 600V 18/3 armored cable, XX to specify length up to 99'</p> <p>W3xx: 600V 18/6 white service cord with dimming wires and a 24/7 hot wire for battery backup</p> <p>Custom length required (in feet)</p>	<p>[Blank]: Default, no battery back-up</p> <p>EB08*: 8W, External Backup battery 100-347V</p> <p>EB18*: 18W, External Backup battery 100-347V</p>	<p>[Blank]: Default, no no control</p> <p>M21: Snap-in fixture controller, no sensing</p>

* Batteries are wired, not secured to fixture.

MODEL CONFIGURATOR									FACTORY INSTALLED OPTIONS						
MODEL	-	SIZE	WATTS	-	CCT	-	VOLTAGE	-	AUX POWER	-	CORD LENGTH	-	BATTERY BACKUP	-	CONTROLS
EP1	-			-		-		-		-		-		-	


EXAMPLE PART NUMBER: EP1-14PS30-FCCT-U-A120-EB08-M11

REFER TO FOLLOWING SECTIONS FOR DETAILS ON FACTORY INSTALLED OPTIONS & AVAILABLE FIELD INSTALLED OPTIONS

ACCESSORIES

ORDER	ORDER CODE	ITEM #	DESCRIPTION
MOUNTING ACCESSORIES			
	13909	FP1-SMK-14	FP1 Surface Mount Kit For 1x4 Flat Panels and Troffers 
	13908	FP1-SMK-22	FP1 Surface Mount Kit For 2x2 Flat Panels and Troffers 
	13912	FP1-SMK-24	FP1 Surface Mount Kit For 2x4 Flat Panels and Troffers 
	13913	FP1-RMK-14	FP1 Recessed Mount Kit For 1x4 Flat Panels and Troffers 

ACCESSORIES

ORDER	ORDER CODE	ITEM #	DESCRIPTION	
MOUNTING ACCESSORIES				
	13914	FP1-RMK-22	FP1 Recessed Mount Kit For 2x2 Flat Panels and Troffers	
	13915	FP1-RMK-24	FP1 Recessed Mount Kit For 2x4 Flat Panels and Troffers	
	13916	BP1-AC	BP1 Aircraft Cable Kit for Backlit Panels, All Sizes: 1x4, 2x2, 2x4	

BATTERY BACKUPS

ORDER	ORDER CODE	ITEM #	DESCRIPTION	FACTORY INSTALLED CODE
	11674	EEBE08WHA170S*	EiKO Emergency Battery External 8W 120-347V 170VDC Single Flex-Conduit CEC Compliant Factory or field install. See spec sheet for full details.	EB08
	11675	EEBE18WHA170S*	EiKO Emergency Battery External 18W 100-347V 170VDC Single Flex-Conduit CEC Compliant. Factory or field install. See spec sheet for full details.	EB18

*** WARNING:** When using these AC version battery backups with any control solution, internal rewiring is required according to the installation sheet's wiring diagram. Failure to do so may result in a violation of safety codes.

CONTROLS & SENSORS: FIELD INSTALLED

ORDER	ORDER CODE	ITEM #	DESCRIPTION	FACTORY INSTALLED CODE
STANDALONE CONTROLS				
ROOM LEVEL CONTROL*				
	753996	ODC04-iDW	Leviton ceiling occupancy sensor with photocell, PIR, Provolt™ lighting control, 8'-12' mount, 450 sq ft, Daylighting, Auto-Calibration, 120-277V. CEC Title 20/24 compliant. Color: White. Order separately. Available for Special Order Only.	---
	801573	ODC15-iDW	Leviton ceiling occupancy sensor with photocell, PIR, Provolt™ lighting control, 8'-12' mount, 1500 sq ft, Daylighting, Auto-Calibration, 120-277V. CEC Title 20/24 compliant. Color: White. Order separately. Available for Special Order Only.	---
	701018	ODS10-iDW	Leviton wall switch occupancy sensor with photocell, PIR, selectable auto/manual lighting control, vandal resistant, 2100 sq ft, 120-277V. CEC Title 20/24 compliant. Color: White. Order separately, wall plate ordered separately. Available for Special Order Only.	---
	728238	IP710-DLZ	Leviton IllumaTech 0-10V slide dimmer, with LED locator light, 120-277V. Color: White. Order separately, wall plate ordered separately. Available for Special Order Only.	---
	769237	DS710-10Z	Leviton Decora 0-10V slide dimmer, 120-277V. Color: White. Order separately, wall plate ordered separately. Available for Special Order Only.	---
	745976	AWSMT-7DW	Leviton Renoir II 0-10V slide dimmer, Title 24 compliant, 120/277. Color: White. Wall plate included. Order separately. Available for Special Order Only.	---

* Leviton controls available for Special Order Only.

NETWORKED LIGHTING CONTROLS (NLC)				
SENSOR AND CONTROLLER				
	12634	PSC-WCM-450-BLE-SR	BLE TruBlu Wireless Control Module, 120-277V 16A Relay, 0-10V, 12V AUX 300mA, 100ft, Parameters set by Silvoir App	---
	13245	SENA-WHPA*	BLE PIR Motion sensor, 12-24V, 1/2" Button Snap-in, 0-10V, Daylight Harvesting, 8-12ft, Parameters set by Silvoir App. Note: To be used only with 14639, 14640, or 14641. When this snap-in sensor is installed on the fixture the motion sensor will need to be disabled via Silvoir App as the sensor will be located on the back of the fixture. This device acts only as a fixture controller without sensor.	M21

CONTROLS & SENSORS: FIELD INSTALLED

ORDER	ORDER CODE	ITEM #	DESCRIPTION	FACTORY INSTALLED CODE
NETWORKED LIGHTING CONTROLS (NLC)				
SENSOR AND CONTROLLER				
	13359	SENA-WCPA	BLE PIR Motion sensor, 12-24V, Ceiling Mount, 0-10V, Daylight Harvesting, 12ft, OD3.3" WhiteTrim (ID2.7"), Parameters set by Silvair App. Note: Requires a power supply of 12-24VDC from the PSC-WCM-450-BLE-SR for proper operation.	---

WALL OR WIRELESS CONTROLLERS				
	12635	PSC-DM-WS-100-BLE-SR	BLE TruBlu 120-277V, Single Gang Single Button Wall Controller, White, Parameters set by Silvair App.	---
	12636	PSC-DM-I-WS-100-BLE-SR	BLE TruBlu PIR Occupancy/ Vacancy Sensor, 120-277V, Single Gang Wall Controller, White, Parameters set by Silvair App.	---
	12637	PSC-DM-WS-400-BLE-SR	BLE TruBlu 4-Button Wall Controller, 120-277V, Single Gang, White, Parameters set by Silvair App.	---
	12654	ESRPB-W-EO	BLE Easyfit by EnOcean wireless self-powered kinetic Single rocker pad, white, wall plate included.	---
	12655	EDRPB-W-EO	BLE Easyfit by EnOcean wireless self-powered kinetic Double rocker pad, white, wall plate included.	---

* Works only with "-12" models as controller, no sensing.

PRODUCT DIMENSIONS

