



PL Type B LED PL Lamps

HIGHLIGHTS

- LED PL Type B 2G7 & 2GX7 (4-pin) lamps easily replaces existing 2G7 & 2GX7 (4-pin) 7W, 9W and 11W CFL lamps by bypassing the existing fluorescent ballast and wiring directly to line voltage
- LED PL Type B G24d (2-pin) lamps easily replace existing G24d & GX24d (2-pin), G24q & GX24q (4-pin) 26W and 42W CFL lamps by bypassing the existing fluorescent ballast and wiring directly to line voltage
- Rotatable base provides precision aiming
- Internal LED driver means no need to replace a ballast resulting in long-term maintenance savings
- Instantaneous full light output upon power-up
- Polycarbonate lens reduces the risk of injury or breakage

CERTIFICATIONS

- UL Certified for US & Canada
- RoHS Compliant
- FCC Compliant
- ICES-005 Compliant
- Damp Location Rated

PERFORMANCE

- High efficacy: up to 129 lm/W
- Available in fixed wattage models: 3.5W, 5.5W, 15.5W or 16.5W
- Available in single CCT models: 2700K, 3000K, 3500K, 4000K or 5000K CCT
- CRI >80
- Estimated Lifetime: L70 > 50,000 hours

ELECTRICAL

- Input voltage: Type B - 120-277VAC
- Power Factor: >0.9
- THD: <20%
- Not suitable for use with dimmers

THERMAL

- -4°F to 113°F (-20°C to 45°C) ambient operating temperature*

CONSTRUCTION


- Aluminum heatsink
- Polybutylene Terephthalate base
- Shatter-resistant lamp housing

WARRANTY

- 5-Year limited warranty available [online](#). Contact your EiKO sales rep for additional details.

*Not recommended for air-tight fixtures

| | |
|----------------|---------|
| project name | type |
| catalog number | voltage |
| approved by | date |



3.5W
2G7 BASE
HORIZONTAL

5.5W
2GX7 BASE
HORIZONTAL



15.5W
G24D BASE
HORIZONTAL

16.5W
G24D BASE
VERTICAL



RoHS
Compliant



CAN
ICES-005



KEY FEATURES

NO BALLAST REQUIRED

Eliminate the ballast with a simple installation bypassing the existing fluorescent ballast and wiring directly to line voltage.

FEWER SKUS TO MANAGE

One lamp can work on multiple sockets, allowing you to reduce your inventory while providing more flexibility to your customers (see Socket Compatibility section).

ROTATABLE BASE

Horizontal installation models feature a rotatable base of up to 150° to provide precision aiming.

ONE LAMP WORKS
WITH MULTIPLE
SOCKETS



ROTATABLE
BASE

AVAILABLE MODELS

| ORDER CODE | ITEM # | WATTS | LUMENS | CCT* | EFFICACY (lm/W) | VOLTAGE | INSTALL POSITION | BEAM ANGLE | ROTATABLE BASE | TRADITIONAL WATTAGE EQUIVALENT |
|-------------|---------------------------|-------|---------|-------|-----------------|------------|------------------|------------|----------------|--------------------------------|
| 2G7 | | | | | | | | | | |
| 12895 | L3.5WPLS/B/827/U/2G7/H | 3.5W | 330 lm | 2700K | 94 lm/W | 120-277VAC | Horizontal | 120° | N/A | 5W /7W /9W /11W CFL |
| 14585 | L3.5WPLS/B/830/U/2G7/H | 3.5W | 330 lm | 3000K | 94 lm/W | 120-277VAC | Horizontal | 120° | N/A | 5W /7W /9W /11W CFL |
| 14586 | L3.5WPLS/B/835/U/2G7/H | 3.5W | 350 lm | 3500K | 100 lm/W | 120-277VAC | Horizontal | 120° | N/A | 5W /7W /9W /11W CFL |
| 12897 | L3.5WPLS/B/840/U/2G7/H | 3.5W | 350 lm | 4000K | 100 lm/W | 120-277VAC | Horizontal | 120° | N/A | 5W /7W /9W /11W CFL |
| 2GX7 | | | | | | | | | | |
| 12896 | L5.5WPLS/B/827/U/2GX7/H | 5.5W | 550 lm | 2700K | 100 lm/W | 120-277VAC | Horizontal | 120° | N/A | 13W CFL |
| 14593 | L5.5WPLS/B/830/U/2GX7/H | 5.5W | 550 lm | 3000K | 100 lm/W | 120-277VAC | Horizontal | 120° | N/A | 13W CFL |
| 14594 | L5.5WPLS/B/835/U/2GX7/H | 5.5W | 560 lm | 3500K | 102 lm/W | 120-277VAC | Horizontal | 120° | N/A | 13W CFL |
| 12868 | L5.5WPLS/B/840/U/2GX7/H | 5.5W | 570 lm | 4000K | 104 lm/W | 120-277VAC | Horizontal | 120° | N/A | 13W CFL |
| G24D | | | | | | | | | | |
| 14577 | L15.5WPLC/B/830/U/G24D/HR | 15.5W | 1900 lm | 3000K | 123 lm/W | 120-277VAC | Horizontal | 110° | 150° | 26W /32W /42W CFL |
| 12854 | L15.5WPLC/B/835/U/G24D/HR | 15.5W | 1900 lm | 3500K | 123 lm/W | 120-277VAC | Horizontal | 110° | 150° | 26W /32W /42W CFL |
| 12855 | L15.5WPLC/B/840/U/G24D/HR | 15.5W | 2000 lm | 4000K | 129 lm/W | 120-277VAC | Horizontal | 110° | 150° | 26W /32W /42W CFL |
| 14578 | L15.5WPLC/B/850/U/G24D/HR | 15.5W | 2000 lm | 5000K | 129 lm/W | 120-277VAC | Horizontal | 110° | 150° | 26W /32W /42W CFL |
| 14579 | L16.5WPLC/B/830/U/G24D/V | 16.5W | 1850 lm | 3000K | 112 lm/W | 120-277VAC | Vertical | 120° | N/A | 26W /32W /42W CFL |
| 12856 | L16.5WPLC/B/835/U/G24D/V | 16.5W | 1850 lm | 3500K | 112 lm/W | 120-277VAC | Vertical | 120° | N/A | 26W /32W /42W CFL |
| 12857 | L16.5WPLC/B/840/U/G24D/V | 16.5W | 1900 lm | 4000K | 115 lm/W | 120-277VAC | Vertical | 120° | N/A | 26W /32W /42W CFL |
| 14580 | L16.5WPLC/B/850/U/G24D/V | 16.5W | 1900 lm | 5000K | 115 lm/W | 120-277VAC | Vertical | 120° | N/A | 26W /32W /42W CFL |

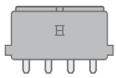
*All CCT-selectable lamps ship at 4000K CCT

BATTERY BACKUP

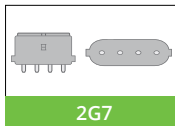
| ORDER CODE | ITEM # | DESCRIPTION | INPUT VOLTAGE | EMERGENCY TIME | OUTPUT POWER | COMPATIBLE LAMP WATTAGE | RECHARGE TIME | TITLE 20 |
|------------|---------------|---------------------------------|---------------|----------------|--------------|-------------------------|---------------|----------|
| 11674 | EEBE08WHA170S | External Emergency Battery, 8W | 120-347V | >90 mins | Max. 8W | 8W or below | 24 hrs | Yes |
| 11675 | EEBE18WHA170S | External Emergency Battery, 18W | 120-347V | >90 mins | Max. 18W | 18W or below | 24 hrs | Yes |

SOCKET COMPATIBILITY

TYPE B
2G7
PL LAMP

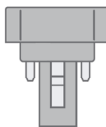


WORKS WITH

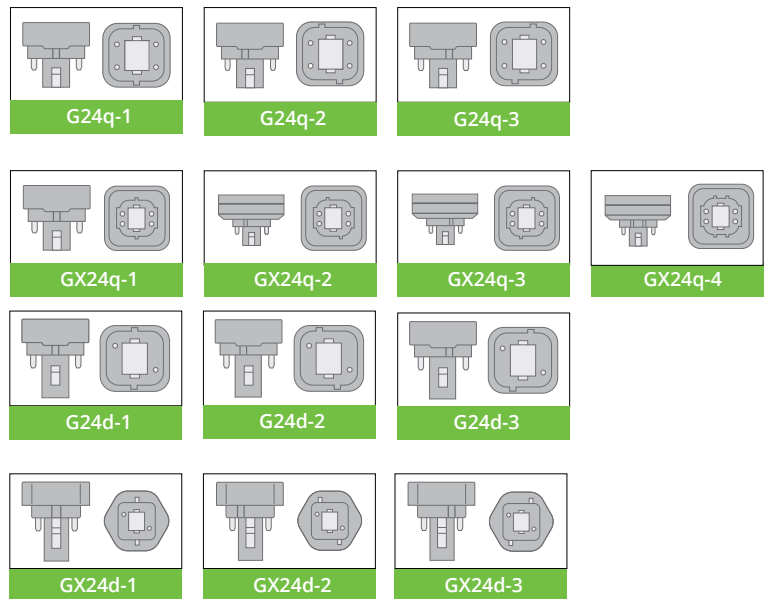


2G7

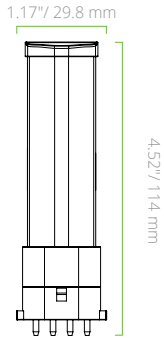
TYPE B
G24D
PL LAMP



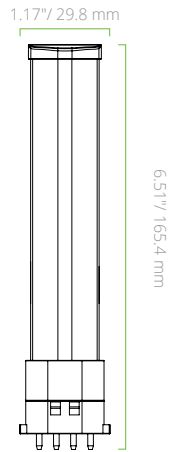
WORKS WITH



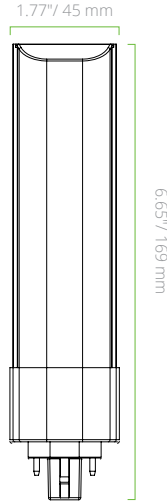
PRODUCT DIMENSIONS




**L3.5W 2G7 BASE
HORIZONTAL**



**L5.5W 2GX7 BASE
HORIZONTAL**



**L15.5W G24D BASE
HORIZONTAL**



**L16.5W G24D BASE
VERTICAL**