



PL Type A LED PL Lamps

HIGHLIGHTS

- LED PL Type A G24q (4-pin) plug and play replacement lamps directly replace traditional G24q & GX24q (4-pin) 13W, 18W, 26W and 42W CFL lamps without having to change a ballast
- Rotatable base provides precision aiming (horizontal installation)
- Instantaneous full light output upon power-up
- Omni directional lamps provide 360° of light distribution
- Polycarbonate lens reduces the risk of injury or breakage

CERTIFICATIONS

- UL Certified for US & Canada
- RoHS Compliant
- FCC Compliant
- ICES-005 Compliant
- Damp Location Rated
- DesignLights Consortium® Qualified - meets DLC requirements for efficacy and lumen maintenance (select 9.5W, 14.5, 17W models only)

PERFORMANCE

- High efficacy: up to 134 lm/W
- Available in fixed wattage models: 6W, 7W, 9.5W, 14.5W or 17W
- Available in single CCT models: 2700K, 3000K, 3500K or 4000K CCT or FieldCCeT models: field-selectable CCT 30/35/4000K
- CRI >80
- Estimated Lifetime: L70 > 50,000 hours

ELECTRICAL

- Input voltage: Type A - Voltage dependent on ballast
- Power Factor: >0.9
- THD: <20%

THERMAL

- -4°F to 113°F (-20°C to 45°C) operating temperature*

CONSTRUCTION

- Aluminum heatsink
- Polybutylene Terephthalate base
- Shatter-resistant lamp housing

BALLAST COMPATIBILITY

- For a list of compatible ballasts please download the guide [here](#)

WARRANTY

- 5-Year limited warranty available [online](#). Contact your EiKO sales rep for additional details

*Not recommended for air-tight fixtures

project name	type
catalog number	voltage
approved by	date



KEY FEATURES

LAMP-FOR-LAMP REPLACEMENT

Hassle-free install with a lamp-for-lamp replacement.

FEWER SKUS TO MANAGE


One lamp can work on multiple sockets, allowing you to reduce your inventory while providing more flexibility to your customers (see Socket Compatibility section).

THREE COLOR TEMPERATURES IN ONE

FieldCCeT models (one SKU providing 3000K, 3500K, 4000K CCT) allows you to reduce your inventory while providing more flexibility to your customers (available on 9.5W G24q base models).

ROTATABLE BASE

Horizontal installation models feature a rotatable base of up to 270° to provide precision aiming.

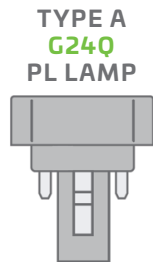


AVAILABLE MODELS


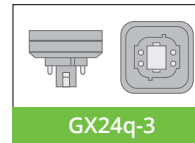
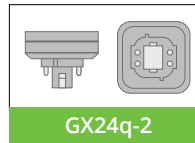
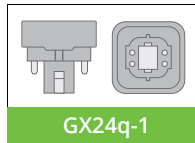
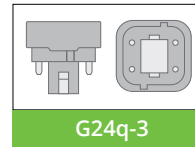
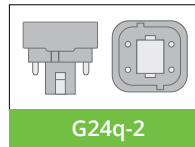
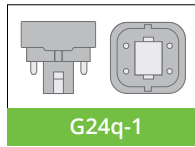
ORDER	ORDER CODE	ITEM #	WATTS	LUMENS	CCT*	EFFICACY (lm/W)	INSTALL POSITION	BEAM ANGLE	ROTATABLE BASE	TRADITIONAL WATTAGE EQUIVALENT
G24Q										
	14595	L6WPLC/A/827/UD/G24Q/HR	6W	540 lm	2700K	90 lm/W	Horizontal	110°	270°	13W/18W CFL
	14596	L6WPLC/A/830/UD/G24Q/HR	6W	545 lm	3000K	91 lm/W	Horizontal	110°	270°	13W/18W CFL
	12887	L6WPLC/A/835/UD/G24Q/HR	6W	550 lm	3500K	92 lm/W	Horizontal	110°	270°	13W/18W CFL
	12861	L6WPLC/A/840/UD/G24Q/HR	6W	600 lm	4000K	100 lm/W	Horizontal	110°	270°	13W/18W CFL
	14597	L6WPLC/A/827/UD/G24Q/V	6W	545 lm	2700K	91 lm/W	Vertical	120°	N/A	13W/18W CFL
	14598	L6WPLC/A/830/UD/G24Q/V	6W	550 lm	3000K	92 lm/W	Vertical	120°	N/A	13W/18W CFL
	12878	L6WPLC/A/835/UD/G24Q/V	6W	600 lm	3500K	100 lm/W	Vertical	120°	N/A	13W/18W CFL
	12881	L6WPLC/A/840/UD/G24Q/V	6W	650 lm	4000K	108 lm/W	Vertical	120°	N/A	13W/18W CFL
	14599	L7WPLC/A/827/UD/G24Q/O	7W	820 lm	2700K	117 lm/W	Universal	360°	N/A	13W/18W CFL
	14600	L7WPLC/A/830/UD/G24Q/O	7W	825 lm	3000K	118 lm/W	Universal	360°	N/A	13W/18W CFL
	12865	L7WPLC/A/835/UD/G24Q/O	7W	830 lm	3500K	119 lm/W	Universal	360°	N/A	13W/18W CFL
	12892	L7WPLC/A/840/UD/G24Q/O	7W	860 lm	4000K	123 lm/W	Universal	360°	N/A	13W/18W CFL
	14605	L9.5WPLC/A/827/UD/G24Q/HR	9.5W	950 lm	2700K	100 lm/W	Horizontal	110°	270°	18W/26W CFL
	12874	L9.5WPLC/A/835/UD/G24Q/HR	9.5W	1050 lm	3500K	111 lm/W	Horizontal	110°	270°	18W/26W CFL
	12876	L9.5WPLC/A/840/UD/G24Q/HR	9.5W	1050 lm	4000K	111 lm/W	Horizontal	110°	270°	18W/26W CFL
	12875	L9.5WPLC/A/8FCCT/UD/G24Q/HR	9.5W	1010 lm	30/35/4000K	106 lm/W	Horizontal	110°	270°	18W/26W CFL
	14608	L9.5WPLC/A/827/UD/G24Q/V	9.5W	950 lm	2700K	100 lm/W	Vertical	120°	N/A	18W/26W CFL
	12879	L9.5WPLC/A/835/UD/G24Q/V	9.5W	1050 lm	3500K	111 lm/W	Vertical	120°	N/A	18W/26W CFL
	12870	L9.5WPLC/A/840/UD/G24Q/V	9.5W	1050 lm	4000K	111 lm/W	Vertical	120°	N/A	18W/26W CFL
	12877	L9.5WPLC/A/8FCCT/UD/G24Q/V	9.5W	1120 lm	30/35/4000K	118 lm/W	Vertical	120°	N/A	18W/26W CFL
	14606	L9.5WPLC/A/827/UD/G24Q/O	9.5W	1120 lm	2700K	118 lm/W	Universal	360°	N/A	18W/26W CFL
	12866	L9.5WPLC/A/835/UD/G24Q/O	9.5W	1200 lm	3500K	126 lm/W	Universal	360°	N/A	18W/26W CFL
	12885	L9.5WPLC/A/840/UD/G24Q/O	9.5W	1250 lm	4000K	132 lm/W	Universal	360°	N/A	18W/26W CFL
	14607	L9.5WPLC/A/8FCCT/UD/G24Q/O	9.5W	1185 lm	30/35/4000K	125 lm/W	Universal	360°	N/A	18W/26W CFL
	14575	L14.5WPLC/A/830/UD/G24Q/HR	14.5W	1900 lm	3000K	131 lm/W	Horizontal	110°	150°	26W/32W/42W CFL
	12852	L14.5WPLC/A/835/UD/G24Q/HR	14.5W	1900 lm	3500K	131 lm/W	Horizontal	110°	150°	26W/32W/42W CFL
	12853	L14.5WPLC/A/840/UD/G24Q/HR	14.5W	1950 lm	4000K	134 lm/W	Horizontal	110°	150°	26W/32W/42W CFL
	14576	L14.5WPLC/A/850/UD/G24Q/HR	14.5W	1950 lm	5000K	134 lm/W	Horizontal	110°	150°	26W/32W/42W CFL
	14581	L17WPLC/A/830/UD/G24Q/V	17W	2000 lm	3000K	118 lm/W	Vertical	120°	N/A	26W/32W/42W CFL
	12858	L17WPLC/A/835/UD/G24Q/V	17W	2050 lm	3500K	121 lm/W	Vertical	120°	N/A	26W/32W/42W CFL
	12860	L17WPLC/A/840/UD/G24Q/V	17W	2050 lm	4000K	121 lm/W	Vertical	120°	N/A	26W/32W/42W CFL
	14582	L17WPLC/A/850/UD/G24Q/V	17W	2050 lm	5000K	121 lm/W	Vertical	120°	N/A	26W/32W/42W CFL

*All CCT-selectable lamps ship at 4000K CCT

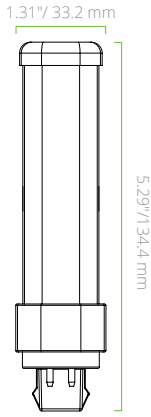
SOCKET COMPATIBILITY



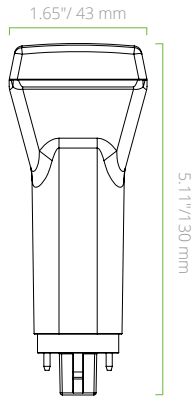
WORKS WITH



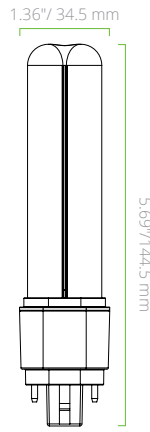
PRODUCT DIMENSIONS



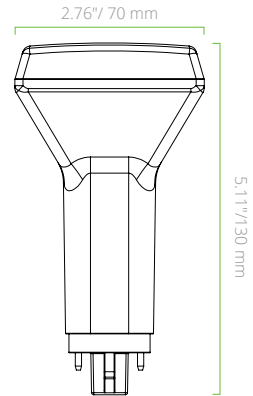
**L6W G24Q BASE
HORIZONTAL**



**L6W G24Q BASE
VERTICAL**



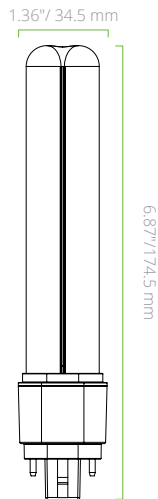
**L7W G24Q BASE
OMNI-DIRECTIONAL**



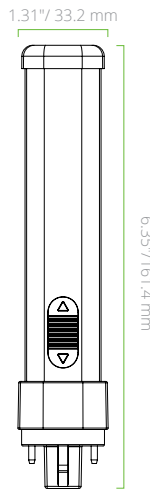
**L9.5W G24Q BASE
VERTICAL**



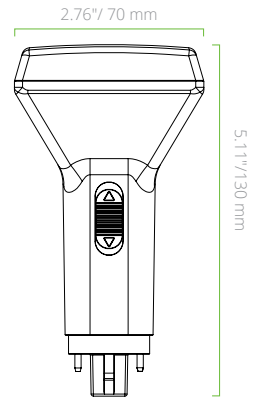
**L9.5W G24Q BASE
HORIZONTAL**



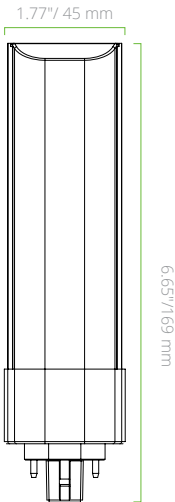
**L9.5W G24Q BASE
OMNI-DIRECTIONAL**



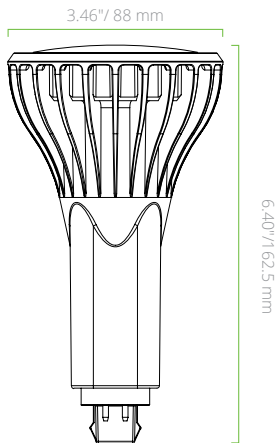
**L9.5W G24Q BASE
HORIZONTAL
(CCT SELECTABLE)**



**L9.5W G24Q BASE
VERTICAL
(CCT SELECTABLE)**



**L14.5W G24Q BASE
HORIZONTAL**



**L17W G24Q BASE
VERTICAL**