



LLH LINEAR HIGH BAY

FEATURES

- 135 lm/W ultra-high efficiency delivers superior performance over fluorescent and HID, saving up to 60% of energy costs
- Universal 0-10V driver for continuous dimming
- 10 ft. Y-toggle aircraft cable mounting hardware included
- Factory and field install control options available
- Classic single lens look

CERTIFICATIONS

- UL Certified for US & Canada
- RoHS Compliant
- DesignLights Consortium® Premium Qualified - meets the requirements for the highest DLC qualification for efficacy and lumen maintenance

PERFORMANCE

- High Efficacy, up to 135 lm/W
- Available in fixed wattage models: 65W, 110W, 162W, 223W, 265W, 321W or 425W
- Available in single CCT models: 4000K or 5000K
- CRI: >80
- Estimated lifetime L80: >54,000 hours @ 45°C, L90: >36,000 hours @ 45°C

ELECTRICAL

- Input voltage: 120-277V
- 0-10V dimming to <10% with dim-to-off capability
- Power Factor: >.9
- THD: <20%
- Auxiliary Power: 12VDC, 100mA

THERMAL

- -22°F to 122°F (-30°C to 50°C) ambient operating temperature
- Ambient operating temperature with sensor (see selected sensor datasheet)
- 32°F to 122°F (0°C to 50°C) ambient operating temperature with battery

CONSTRUCTION

- Heavy gauge steel body with welded frame construction resists twisting and bowing
- Diffuse frosted acrylic lens to control glare (standard) or optional clear lens for higher light output (sold separately)
- 10 ft. Y-toggle aircraft cable mounting hardware included
- Built-in 2.5kV surge protection

WARRANTY

- 5 Year limited warranty available [online](#). Contact your EiKO sales rep for additional details.

project name	type
catalog number	voltage
approved by	date



APPLICATIONS

- Warehouses
- Manufacturing Plants
- Distribution Centers
- Grocery Stores
- Gymsnasiums
- Indoor Recreational Facilities
- Cold Storage
- Big Box Retail
- Service Repair Centers

KEY FEATURES

SINGLE LENS DESIGN

Classic look that matches existing applications.

FIELD INSTALLED CONTROLS

Add a stand-alone or network lighting control solution by using the knockout located on either side of the fixture.

MULTIPLE ACCESSORIES

10 ft. Y-toggle aircraft cable mounting hardware included. (Add more accessories)

ADD A STAND-ALONE OR NETWORK LIGHTING CONTROL SOLUTION BY UTILIZING THE KNOCKOUT VIA FACTORY MODIFICATION OR FIELD INSTALLATION.



FIELD INSTALLED CONTROLS (SOLD SEPARATELY) HARDWIRED

SINGLE LENS DESIGN PROVIDES LOW GLARE AND EVEN LIGHT OUTPUT



AVAILABLE MODELS

ORDER	ORDER CODE	ITEM #	SIZE	WATTS	CCT	LUMENS	EFFICACY (lm/W)	DIMMING	VOLTAGE	LENS	REPLACES	DLC
												PREMIUM
	11340	LLH-06DX-40K-U	2'	65W	4000K	8800 lm	135 lm/W	0-10V	120-277V	Frosted	HBF 6x T8/4x T5	S-J2BDQC
	11341	LLH-06DX-50K-U	2'	65W	5000K	8800 lm	135 lm/W	0-10V	120-277V	Frosted	HBF 6x T8/4x T5	S-SLH667
	11342	LLH-1DX-40K-U	2'	110W	4000K	14,950 lm	135 lm/W	0-10V	120-277V	Frosted	HBF 6x T8/4x T5	S-NFY9QP
	11343	LLH-1DX-50K-U	2'	110W	5000K	14,950 lm	135 lm/W	0-10V	120-277V	Frosted	HBF 6x T8/4x T5	S-NM4PPG
	12024	LLH-1DX-50K-U-Z10	2'	110W	5000K	14,950 lm	135 lm/W	0-10V	120-277V	Frosted	HBF 6x T8/4x T5	S-NM4PPG
	11344	LLH-2DX-40K-U	2'	162W	4000K	21,850 lm	135 lm/W	0-10V	120-277V	Frosted	HBF 8x T8/6x T5 HO	S-T0TVP8
	11345	LLH-2DX-50K-U	2'	162W	5000K	21,850 lm	135 lm/W	0-10V	120-277V	Frosted	HBF 8x T8/6x T5 HO	S-2LLM9F
	11346	LLH-3DX-40K-U	2'	223W	4000K	30,300 lm	135 lm/W	0-10V	120-277V	Frosted	8x T5 HO	S-M86N5L
	12069	LLH-3DX-40K-U-Z10	2'	223W	4000K	30,300 lm	135 lm/W	0-10V	120-277V	Frosted	8x T5 HO	S-M86N5L
	11347	LLH-3DX-50K-U	2'	223W	5000K	30,300 lm	135 lm/W	0-10V	120-277V	Frosted	8x T5 HO	S-HYRS9V
	11348	LLH-4DX-40K-U	4'	265W	4000K	36,000 lm	135 lm/W	0-10V	120-277V	Frosted	10x T5 HO	S-KF3B4G
	11349	LLH-4DX-50K-U	4'	265W	5000K	36,000 lm	135 lm/W	0-10V	120-277V	Frosted	10x T5 HO	S-1R12SL
	11350	LLH-5DX-40K-U	4'	321W	4000K	43,650 lm	135 lm/W	0-10V	120-277V	Frosted	1000W HID	S-DPJKYB
	11351	LLH-5DX-50K-U	4'	321W	5000K	43,650 lm	135 lm/W	0-10V	120-277V	Frosted	1000W HID	S-DG0YBW
	11352	LLH-7DX-40K-U	4'	425W	4000K	57,800 lm	135 lm/W	0-10V	120-277V	Frosted	1000W HID	S-PFRLJ8
	11353	LLH-7DX-50K-U	4'	425W	5000K	57,800 lm	135 lm/W	0-10V	120-277V	Frosted	1000W HID	S-SDBK9P

FACTORY INSTALLED OPTIONS

CUSTOM CORD LENGTH	CORD END	ADDITIONAL SURGE PROTECTION	BATTERY BACKUP	CONTROLS
<p>[Blank] : Default, no length*</p> <p>W1xx : 300V 18/3 white cord</p> <p>W2xx : 600V 18/3 white cord</p> <p>W3xx : 600V 18/6 white cord with dimming wires and a 24/7 hot wire for battery backup (Cord end option is not available)</p> <p>Custom length required (in feet)</p>	<p>[Blank] : Default, no cord end</p> <p>N01 : 125V 15A straight plug</p> <p>N02 : 250V 15A straight plug</p> <p>N04 : 125V 15A locking plug</p> <p>N05 : 250V 15A locking plug</p> <p>N06 : 277V 15A locking plug</p> <p>N07 : 125V 20A straight plug</p> <p>N08 : 250V 20A straight plug</p> <p>N09 : 277V 20A straight plug</p> <p>N10 : 125V 20A locking plug</p> <p>N11 : 250V 20A locking plug</p> <p>N12 : 277V 20A locking plug</p> <p>N13 : 347V 20A locking plug</p> <p>N14 : 480V 20A locking plug</p>	<p>[Blank] : Default, no additional protection</p> <p>SP1 : 10kV surge protection</p> <p>SP2 : 20kV surge protection</p>	<p>[Blank] : Default, no additional protection</p> <p>EB18* : 18W External Backup battery, 100-347V</p> <p>EB40* : 40W External Backup battery, 100-347V</p> <p>EB30 : 30W External Backup battery, 100-277V</p>	<p>M01 : Stand-alone PIR motion sensor, on/off, 120-347V</p> <p>M07 : Stand-alone Z10 microwave motion sensor, dimmable, 12-24V</p> <p>M09 : Stand-alone microwave motion sensor, dimmable, 120-277V</p> <p>M10 : Stand-alone PIR motion sensor, dimmable, 120-347V</p> <p>M17 : Stand-alone Z10 PIR motion sensor, dimmable, 12-24V</p> <p>M18 : Stand-alone PIR motion sensor, dimmable, 120-277V</p> <p>M19 : Stand-alone PIR motion sensor, dimmable, 120-277V</p> <p>M20 : Stand-alone microwave motion sensor, dimmable, 120-277V</p> <p>M26 : Stand-alone PIR motion sensor, dimmable, 12V-24V</p> <p>M28 : Network BLE Z10 PIR motion sensor, dimmable, 12-24V</p> <p>M29 : Stand-alone PIR motion sensor, on/off, 120-277V</p> <p>M31 : Stand-alone PIR motion sensor, dimmable, 12-24V</p> <p>M33 : Network BLE fixture controller, dimmable, 12-24V</p>

MODEL CONFIGURATOR




FACTORY INSTALLED OPTIONS

MODEL	SIZE	CCT	VOLTAGE	CORD LENGTH	CORD END	SURGE PROTECTION	BATTERY BACKUP	CONTROLS
LLH	-	-	U	-	-	-	-	-



EXAMPLE PART NUMBER: LLH-7DX-40K-U-W130-N01-SP2-EB30

REFER TO FOLLOWING SECTIONS FOR DETAILS ON FACTORY INSTALLED OPTIONS & AVAILABLE FIELD INSTALLED OPTIONS

ACCESSORIES

ORDER	ORDER CODE	ITEM #	DESCRIPTION	MODEL CROSS REFERENCE									
				06DX	1DX	2DX	3DX	4DX	5DX	7DX	"U"	"V"	
09226	LLH-CHAIN		Mounting Chain for LLH, 1.05 meters (1 pair) 	✓	✓	✓	✓	✓	✓	✓	✓	✓	✓
09336	LLH-CL-2x1		Clear Lens for LLH-06D, 1D & 2D- 40K/50K-U ---	✓	✓	✓	✗	✗	✗	✗	✓	✓	
09337	LLH-CL-2x1.5		Clear Lens for LLH-3D-40K/50K-U ---	✗	✗	✗	✓	✗	✗	✗	✓	✓	
09339	LLH-FL-2x1		Frosted Lens for LLH-06D, 1D & 2D-40K/50K-U ---	✓	✓	✓	✗	✗	✗	✗	✓	✓	
09341	LLH-FL-4x1		Frosted Lens for LLH-4D & 5D-40K/50K-U ---	✗	✗	✗	✗	✓	✓	✗	✓	✓	
09701	LLH-FL-4x1.5		Frosted Lens for LLH-7D-40K/50K-U ---	✗	✗	✗	✗	✗	✗	✓	✓	✓	
09227	LLH-PENDANT BOX		Pendant Box for 120/277V LLH, 1/2" Nominal Pipe Diameter 	✓	✓	✓	✓	✓	✓	✓	✓	✗	
09906	LLH-PENDANT BOX-347/480		Pendant Box for 347/480V LLH, 1/2" Nominal Pipe Diameter 	✓	✓	✓	✓	✓	✓	✓	✗	✓	

ACCESSORIES CONT'D

ORDER	ORDER CODE	ITEM #	DESCRIPTION	MODEL CROSS REFERENCE									
				06DX	1DX	2DX	3DX	4DX	5DX	7DX	"U"	"V"	
	12392	LLHE-SMK1	Surface Mount Kit, 12.6" ---	✓	✓	✓	X	✓	✓	X	✓	✓	
	09819	LLH-SMK-2	Surface Mount Kit, 17.3" ---	X	X	X	✓	X	X	✓	✓	✓	
	09230	LLH-V HOOK-1	V-Hook for LLH-06D, 1D, 2D, 4D & 5D-40K/50K-U 	✓	✓	✓	X	✓	✓	X	✓	✓	
	09229	LLH-V HOOK-1.5	V-Hook for LLH-3D & 7D-40K/50K-U 	X	X	X	✓	X	X	✓	✓	✓	
	09222	LLH-WG-2x1	Wireguard for LLH-06D,1D & 2D-40K/50K-U ---	✓	✓	✓	X	X	X	X	✓	✓	
	09223	LLH-WG-2x1.5	Wireguard for LLH-3D-40K/50K-U ---	X	X	X	✓	X	X	X	✓	✓	
	09224	LLH-WG-4x1	Wireguard for LLH-4D & 5D-40K/50K-U ---	X	X	X	X	✓	✓	X	✓	✓	
	09702	LLH-WG-4x1.5	Wire Guard for LLH-7D-40K/50K-U ---	X	X	X	X	X	X	✓	✓	✓	
	11243	LLH-SMSA-KO	Side Mounted Sensor Adapter for KO Sensors (for LLH-D series) ---	✓	✓	✓	✓	✓	✓	✓	✓	✓	

BATTERY BACKUPS

ORDER	ORDER CODE	ITEM #	DESCRIPTION	FACTORY INSTALLED CODE
	11675	EEBE18WHA170S*	EiKO Emergency Battery External 18W 100-347V 170VDC Single Flex-Conduit CEC Compliant. Factory or field install. See spec sheet for full details. Note: Suitable ONLY for 100-347V 90W & 130W fixtures.	EB18
	13574	EEBE40WHA170S*	EiKO Emergency Battery External 40W 100-347VAC 170VDC Linear Single Flex-Conduit CEC Compliant. Factory or field install. See spec sheet for full details. Note: Suitable ONLY for 100-347V; 320W or less fixtures.	EB40
	10920	EEBE30WUA050S*	EiKO Emergency Battery External 30W 120-277VAC 25-50VDC CEC Compliant	EB30

*** WARNING:** When using these AC version battery backups with any control solution, internal rewiring is required according to the installation sheet's wiring diagram. Failure to do so may result in a violation of safety codes.

CONTROLS & SENSORS: FACTORY OR FIELD INSTALLED

ORDER	ORDER CODE	ITEM #	DESCRIPTION	FACTORY INSTALLED CODE
STANDALONE CONTROLS				
PIR SENSORS				
	800654	MS2-OPD-3	Stand-alone PIR Motion Sensor, 120-347V, 1/2" knock-out, On/Off, Ambient Threshold, 40ft, Parameters set by dip switch.	M01
	800655	MS2-DPX-3	Stand-alone PIR Motion Sensor, 120-347V, 1/2" knock-out, 0-10V, Ambient Threshold, 40ft, Parameters set by dip switch, RC-100 or SEN5A-ACT.	M10
	10220	SEN-3B-KO	Stand-alone PIR Motion Sensor, 120-277V, IP66, 1/2" knock-out, 0-10V, Ambient Threshold, 30ft, Parameters set by SEN-3-RC.	M18
	10476	SEN-3AA-KO	Stand-alone PIR Motion Sensor, 120-277V, 1/2" knock-out, On/Off, Ambient Threshold, 30ft, Parameters set by dip switch.	M19
	13861	SEN5A-SPPR-WH	Stand-alone PIR Motion Sensor, 12-24V, Screw-in, 0-10V, Daylight Harvesting, 8-40ft, White, IP65, Parameters set by SEN5A-ACT. Note: Swivel mount adapter required: SENA-AP-WH	M26
	13342	SEN5A-SZPR-WH	Stand-alone PIR Motion Sensor, 12-24V, Z10, 0-10V, Daylight Harvesting, 40ft, White, Parameters set by SEN5A-ACT Note: Swivel mount adapter required: SENA-AZ-WH.	M17
MICROWAVE SENSORS*				
	313895	MS1-DHR-KO-1	Stand-alone Microwave Motion Sensor, 120-277V, IP65, 1/2" knock-out, 0-10V, Ambient Threshold, 48ft, Parameters set by RC01.	M20
	12150	SEN/M/S1C/KO	Stand-alone Microwave Motion Sensor, 120-277V, IP65 1/2" knock-out, 0-10V, Ambient Threshold, Parameters set by SEN-S1-RC3.	M09
	13341	SEN5A-SZMR-WH	Stand-alone Microwave Motion Sensor, 12-24V, Z10, 0-10V, Daylight Harvesting, 8-40ft, White, IP65, Parameters set by SEN5A-ACT Note: Swivel mount adapter required: SENA-AZ-WH.	M07
	13859	SEN5A-SPMR-WH	Stand-alone Microwave Motion Sensor, 12-24V, Screw-in, 0-10V, Daylight Harvesting, 8-40ft, White, IP65, Parameters set by SEN5A-ACT. Note: Swivel mount adapter required: SENA-AP-WH	M31

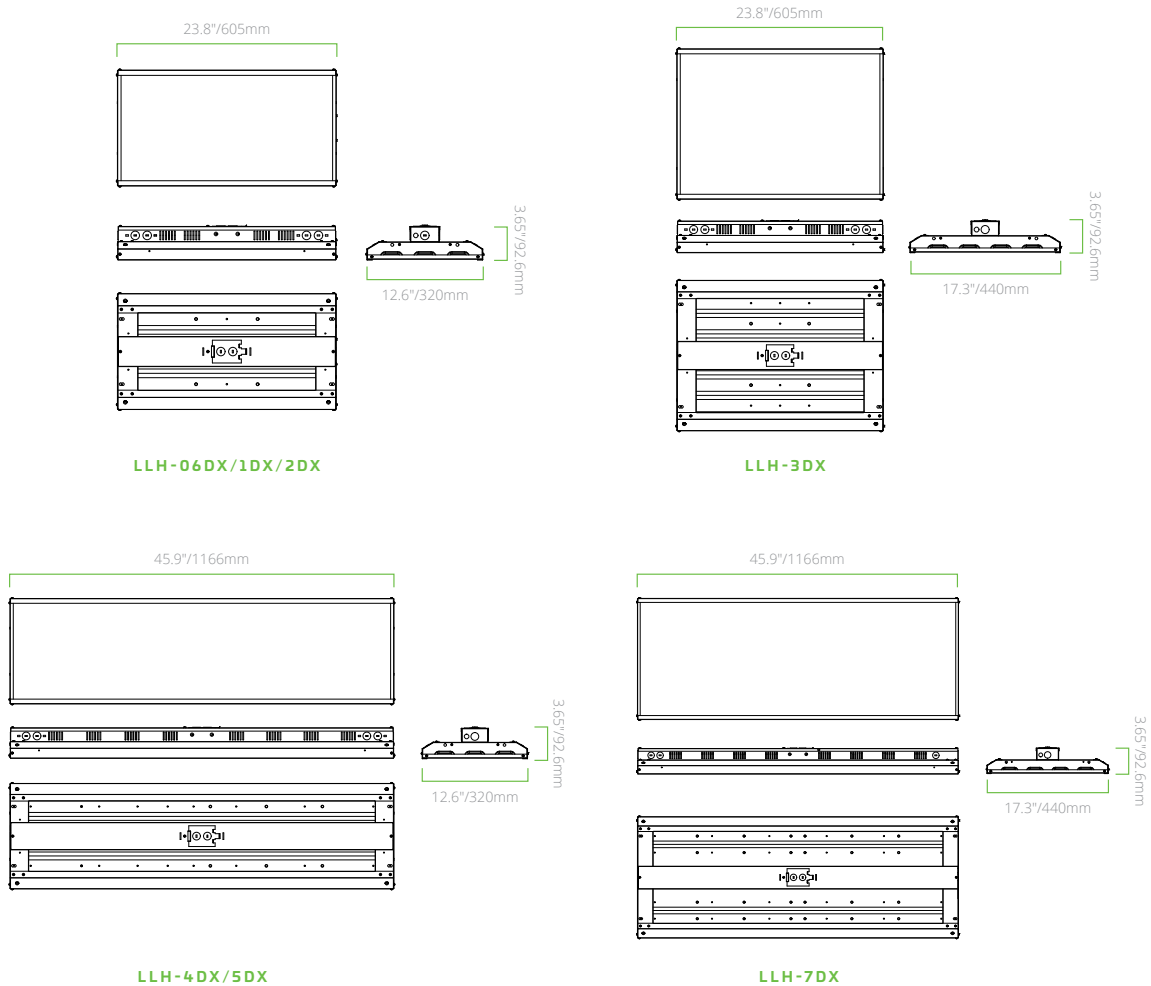
* Microwave sensors must be installed on stable and immovable fixtures to avoid false activation from swinging.

REMOTES FOR COMMISSIONING STANDALONE CONTROLS				
	13344	SEN5A-ACT	Commissioning Tool for SEN5A, BAY-E-SEN/PIR, BAY-E-SEN/M, and MS2-DPX-3 (Backward compatible with SEN5A/CT and RC-100)	
	10226	SEN-3-RC	Commissioning Tool for SEN-3B-KO and SEN-3C-KO	
	313897	RC01	Commissioning Tool for MS1-DHR-SA-4, MS1-DHR-KO-1, MS1-DHR-KO-4	
	10917	SEN-S1-RC3	Compatible with SEN/M/S1C/KO	

CONTROLS & SENSORS: FACTORY OR FIELD INSTALLED CONT'D

ORDER	ORDER CODE	ITEM #	DESCRIPTION	FACTORY INSTALLED CODE
NETWORKED LIGHTING CONTROLS (NLC)				
SENSOR AND CONTROLLER				
	13246	SENA-WZPA-WH	BLE PIR Motion sensor, 12-24V, IP65, Z10, 0-10V, Daylight Harvesting, 40ft, Parameters set by Silvoir App. Note: Swivel mount adapter required: SENA-AZ-WH	M28
	12643	PSC-ZKV-WCM-100-BLE-SR	BLE TruBle wireless fixture Controller, 12-24V, Z10, 0-10V, Parameters set by Silvoir App. Note: Swivel mount adapter required: SENA-AZ-WH	M33
WALL OR WIRELESS CONTROLLERS				
	12654	ESRPB-W-EO	BLE Easyfit by EnOcean wireless self-powered kinetic Single rocker pad, white, wall plate included.	
	12655	EDRPB-W-EO	BLE Easyfit by EnOcean wireless self-powered kinetic Double rocker pad, white, wall plate included.	
	12635	PSC-DM-WS-100-BLE-SR	BLE TruBlu 120-277V, Single Gang Single Button Wall Controller, White, Parameters set by Silvoir App.	
	12636	PSC-DM-I-WS-100-BLE-SR	BLE TruBlu PIR Occupancy/ Vacancy Sensor, 120-277V, Single Gang Wall Controller, White, Parameters set by Silvoir App.	
	12637	PSC-DM-WS-400-BLE-SR	BLE TruBlu 4-Button Wall Controller, 120-277V, Single Gang, White, Parameters set by Silvoir App.	
ADAPTERS & ACCESSORIES				
	13343	SENA-AZ-WH	Z10 IP65 White Stem Swivel Mount bracket, 12-24VDC Max. 22AWG 2ft V+(1:Yellow) Dim-(2:Pink) Dim+(3:Purple) Optional(4:Brown)	
	14431	SENA-AP-WH	Screw-In IP65 White Stem Swivel Mounting bracket, 12-24VDC Max. 22AWG 2ft V+(1:Yellow) Dim-(2:Pink) Dim+(3:Purple)	
	12994	PSC-RET-100-BLE-SR	BLE TruBlu Range Extender, 120-277V, 800ft, Nema 4X Outdoor Enclosure	
	12993	PSC-TKP-200-BLE-SR	BLE TruBlu Battery Backup Timekeeper and Range Extender, 120V, 800ft, Nema 4X Outdoor Enclosure	
	13234	SGW-101	BLE Silvoir Gateway SGW-101 Manufactured by Rigado (model: Cascade-500). 5-year from Silvoir warranty and tech support.	

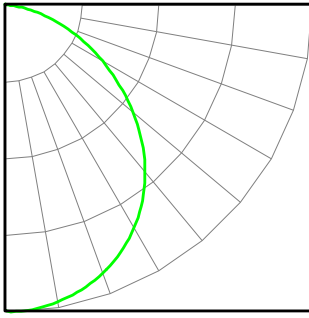
PRODUCT DIMENSIONS



PHOTOMETRICS

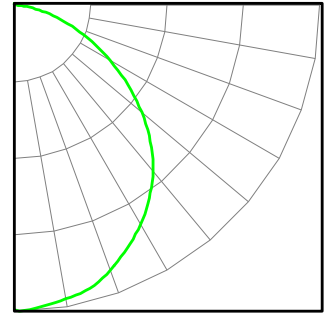
LLH-06DX-xxK-U

ZONAL LUMEN SUMMARY		
ZONE	LUMENS	%FIXTURE
0-30	2585.29	29.8%
0-40	4203.82	48.5%
0-60	7158.26	82.6%
0-80	8535.37	98.5%
0-90	8637.16	99.7%
60-80	1377.11	15.9%
70-80	458.35	5.3%
80-90	101.78	1.2%
0-180	8666.25	100%



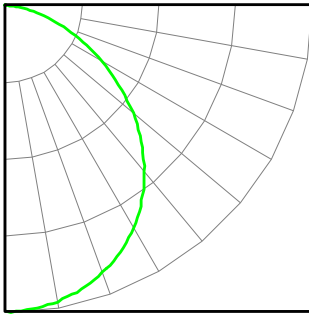
LLH-1DX-xxK-U

ZONAL LUMEN SUMMARY		
ZONE	LUMENS	%FIXTURE
0-30	4283.36	29.3%
0-40	6975.94	47.8%
0-60	11970.4	82.0%
0-80	14348.38	98.3%
0-90	14538.11	99.6%
60-80	2377.98	16.3%
70-80	806.61	5.5%
80-90	189.73	1.3%
0-180	14601.15	100%



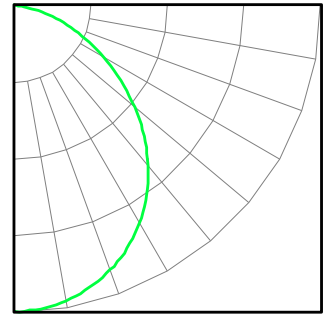
LLH-2DX-xxK-U

ZONAL LUMEN SUMMARY		
ZONE	LUMENS	%FIXTURE
0-30	6231.83	29.7%
0-40	10154.29	48.3%
0-60	17328.75	82.5%
0-80	20686.54	98.4%
0-90	20950.58	99.7%
60-80	3357.78	16.0%
70-80	1123.45	5.3%
80-90	264.04	1.3%
0-180	21013.38	100%



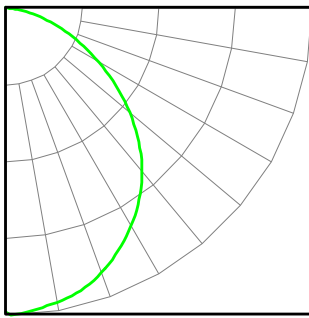
LLH-3DX-xxK-U

ZONAL LUMEN SUMMARY		
ZONE	LUMENS	%FIXTURE
0-30	8729.89	29.7%
0-40	14176.79	48.3%
0-60	24098.56	82.1%
0-80	28865.1	98.3%
0-90	29242.87	99.6%
60-80	4766.54	16.2%
70-80	1622.66	5.5%
80-90	377.78	1.3%
0-180	29353.39	100%



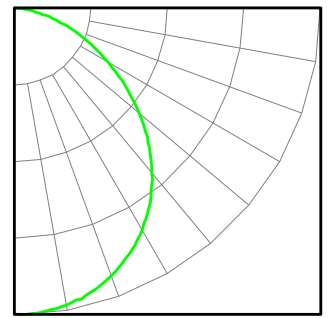
LLH-4DX-xxK-U

ZONAL LUMEN SUMMARY		
ZONE	LUMENS	%FIXTURE
0-30	10647.26	29.5%
0-40	17319.89	48.0%
0-60	29630.68	82.1%
0-80	35513.12	98.4%
0-90	35981.54	99.7%
60-80	5882.44	16.3%
70-80	2001.7	5.5%
80-90	468.42	1.3%
0-180	36106.27	100%



LLH-5DX-xxK-U

ZONAL LUMEN SUMMARY		
ZONE	LUMENS	%FIXTURE
0-30	12521.07	29.9%
0-40	20331.76	48.6%
0-60	34537.26	82.5%
0-80	41230.07	98.5%
0-90	41723.97	99.7%
60-80	6692.8	16.0%
70-80	2247.91	5.4%
80-90	493.90	1.2%
0-180	41841.74	100%



LLH-7DX-xxK-U

ZONAL LUMEN SUMMARY		
ZONE	LUMENS	%FIXTURE
0-30	17144.64	29.2%
0-40	28005.92	47.7%
0-60	48180.53	82.1%
0-80	57754.55	98.4%
0-90	58515.54	99.7%
60-80	9574.02	16.3%
70-80	3243.1	5.5%
80-90	760.99	1.3%
0-180	58714.3	100%

