



Project	
Date	
Prepared by	
Model #	HBX1-2304-2

HBX1-SERIES MONOPOINT HIGH BAY



OVERVIEW

The HBX1-Series is the most versatile Monopoint High Bay offered in the North American market. Built using an ultra-thin, aluminum die cast design, it is a lightweight fixture that can be configured for almost any application. From the ability to add a junction box or battery backup to integrating a remote-controlled* motion sensor or side mounting sensors and wireless adapters, the HBX1 is ready for today and the future. Offering five traditional reflector configurations and multiple mounting options, they are the only high bay you'll need to consider to meet the demands of every project.

PRODUCT HIGHLIGHTS

- Polycarbonate "Fresnel" lens for even 360° light dispersal
- AkzoNobel powdercoated aluminum driver box and housing
- Built-in surge protection
- Includes hanging hook and 10' cord
- IP65 rated
- Options available: Integrated Junction Box, Emergency Battery Backup, Motion Sensors, Reflectors, Motion Sensor Remote, and Mounting options

OPTICAL SPECIFICATIONS

Lumen Output (lm) ₁	32445 lm	Beam Angle (°) ₁	90°
CCT (K) ₁	4000K	LM80 Report (L ₇₀) Hours	>54,000 hrs
CRI (Ra) ₁	80	ISTMT Report (L ₇₀) Calculated Hours	153,000 hrs
Efficacy (lm/W) ₁	138 lm/W	Chromaticity Shift	±250K

ELECTRICAL SPECIFICATIONS

Power	230W	Input Voltage	277-480V
Apparent Power (VA)	259.7VA	Current Draw at 227V _{AC} (A) ₂	0.8523A
System Wattage (W)	233.72W	Current Draw at 347V _{AC} (A) ₂	0.658A
Replacement for	Up to 750W HID	Current Draw at 480V _{AC} (A) ₂	0.5099A

LED AND DRIVER SPECIFICATIONS

LED Type	2835	THD	15.00%
Dimmable	0-10V	Driver Class	Class 2
Output Voltage (VDC)	18-36VDC	Surge Protection	4 kV
Power Factor	0.900	Inrush Current (A)	50A

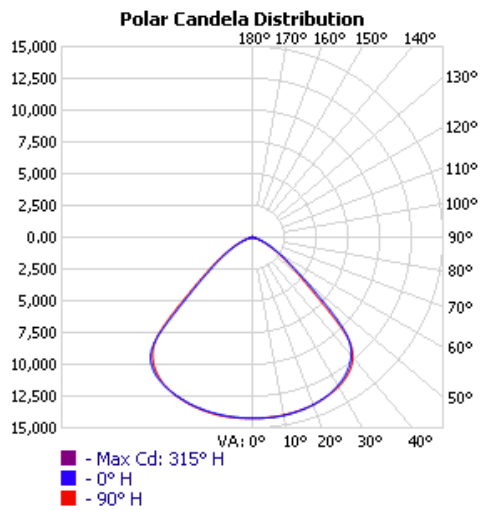
DIMENSIONS

Housing Material	Aluminum	Weight (kg/lbs)	6.2kg 13.64 lbs
Housing Color	Black	Installation Method	10' cord (pre-installed) Hook (incl.) Yoke or Pendant (optional)
Lens Material	Polycarbonate	Operation Range (°F/°C)	-40°F to 122°F/-40°C to 50°C
Dimensions (inch/mm)	Ø 14.62" x 8.58" 371.4mm x 218mm	Warranty	5 Years

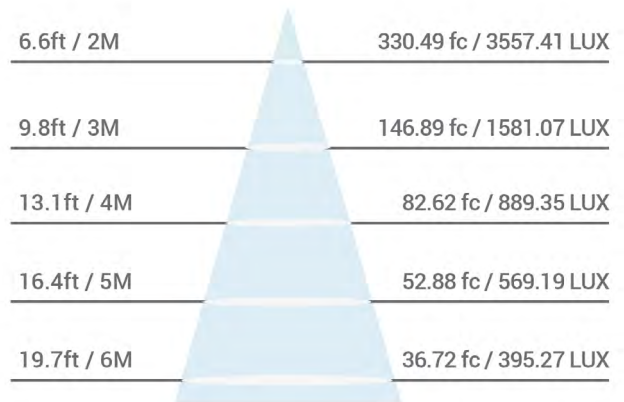
APPROVALS AND LISTINGS

UL/ETL	cULus	Wet Location Rated	Yes
		IP Rating	IP65
		IK Rating	IK10

CANDELA

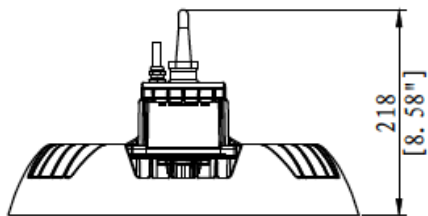


ILLUMINANCE AT A DISTANCE

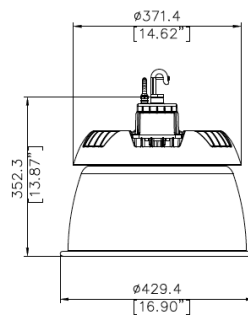


DIMENSIONS

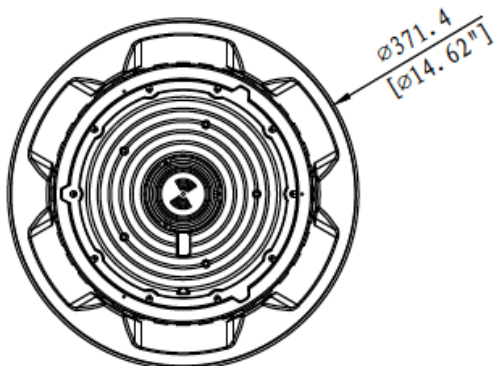
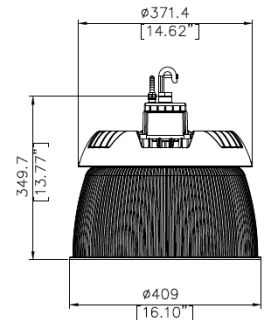
NO REFLECTOR



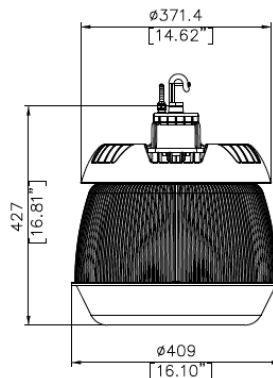
ALUMINUM REFLECTOR



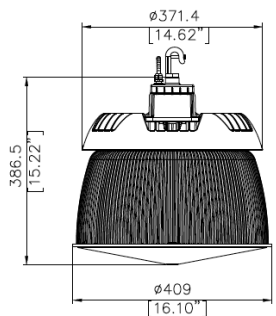
PRISMATIC REFLECTOR



PRISMATIC REFLECTOR + DROP LENS



PRISMATIC REFLECTOR + CONE LENS



REFLECTOR OPTIONS

	HB-AR1X1	Aluminum Reflector 80° (for 100W, 150W, 230W)		HB-PR1X1	Prismatic Reflector 75° (for 100W, 150W, 230W)
	HB-CLX1	Cone Lens Attachment for HBX1 Prismatic Reflectors		HB-DLX1	Drop Lens Attachment for HBX1 Prismatic Reflectors

ACCESSORIES

	HB-JB1X1	Junction Box for HBX1 High Bays (100W, 150W, 230W models)		HB-WG1X1	Wire Guard for HBX1 High Bays 100W, 150W, 230W models
	MS1-DHR-SA-4	Motion Sensor and Arm for 277-480V HBX1 High Bays		HB-34NPTAX1	3/4" NPT Adaptor for HBX1 High Bays
	RC01	Remote Control for 277-480V Integrated Motion Sensors (HBX1 High Bays)		HB-YKX1	Yoke Mount for HBX1 High Bays
				HB-EYEBOLT	Eyebolt for HBX1 High Bays
				HB-CARABINER	Carabiner for HBX1 High Bays

PRODUCT KEY



HBX1

Product Series

Wattage

- 100
- 150
- 230
- 300

Voltage

- 1 - 120-277V
- 2 - 270-480V

CCT

- 4 - 4000K
- 5 - 5000K

Adders

Example: **HBX1-1505-1-M1EB2**

FACTORY INSTALLED ADDERS

Cord End Adders

- N01 5-15P 120V 15A Straight Plug
- N02 6-15P 240V 15A Straight Plug
- N04 L5-15P 120V 15A Locking Plug
- N05 L6-15P 240V 15A Locking Plug
- N06 L7-15P 277V 15A Locking Plug
- N07 5-20P 120V 20A Straight Plug
- N08 6-20P 240V 20A Straight Plug
- N09 7-20P 277V 20A Straight Plug
- N10 L5-20P 120V 20A Locking Plug
- N11 L6-20P 240V 20A Locking Plug
- N12 L7-20P 277V 20A Locking Plug
- N13 L24-20P 347V 20A Locking Plug
- N14 L8-20P 480V 20A Locking Plug

Motion Sensor Adders

- M2 Integrated Motion Sensor 120-277V
- M3 Motion Sensor and Arm 347-480V

Emergency Battery Adders

- EB2 24W Emergency Battery Backup
(100-277V only, not compatible with motion sensor)

1. Due to the special conditions of manufacturing, the typical data of optical specifications can only reflect statistical figures and do not necessarily correspond to the actual parameters of each single product which could differ from the typical data.
 2. Exceeding maximum ratings for input voltage and current will cause hazardous overload and will likely destroy the LED fixture.
 3. Refer to Warranty Terms & Conditions available at premiseled.com/warranty