



T8 Type B LED T8 Lamps: Glass & Plastic

HIGHLIGHTS

- LED T8 Type B lamps easily replaces existing T8 fluorescent lamps by bypassing the existing fluorescent ballast and wiring directly to line voltage
- Internal LED driver means no need to replace a ballast resulting in long-term maintenance savings
- No socket changes; uses shunted or non-shunted sockets, for applicable single or double-ended applications
- Instantaneous full light output upon power-up
- Wide illumination angle provides up to 330° of light distribution
- Glass material for better light transmission (glass models)
- Plastic (polycarbonate) material for durability and reduced breakage (plastic models)
- Frosted lens reduces visual glare
- Plastic models meet the requirements for NSF; aiding as a component to a NSF lighting system
- FieldCCeT models provide the ability to select between 3000, 3500, 4000, 5000 or 6500K, all in one lamp

CERTIFICATIONS

- UL Certified for US & Canada
- FCC Compliant
- RoHS Compliant
- ICES-005 Compliant
- Damp Location
- DesignLights Consortium® Qualified - meets DLC requirements for efficacy and lumen maintenance

PERFORMANCE

- High efficacy, up to 173 lm/W
- Available in single CCT models: 3500, 4000, 5000K or FieldCCeT models: (field-selectable CCT 30/35/40/50/6500K)
- CRI: >82
- 330° illumination angle, with a beam angle of 210° for glass and up to 180° for plastic
- Rated Life 70: >50,000 hours

ELECTRICAL

- Input voltage: 120-277V, 50/60 Hz
- Built-in surge protection up to 1KV
- Power Factor: >0.9
- THD: <20%

THERMAL

- -4°F to 113°F (-20°C to 45°C) operating temperature
- Not recommended for air-tight fixtures

CONSTRUCTION

- Available in 2', 3', 4" and 8' lengths
- Frosted glass lens provides optimal heat dissipation (glass models)
- Polycarbonate lens for durability (plastic models)
- G13 bi-pin, FA8 and R17D base options

WARRANTY

- 5-Year limited warranty available [online](#). Contact your EiKO sales rep for additional details.

KEY FEATURES

NO BALLAST REQUIRED

Eliminate the ballast with a simple installation using shunted or non-shunted sockets for single or double-ended install

SHATTER RESISTANT & NSF

Polycarbonate lamps meet the requirements for NSF; aiding as a component to a NSF lighting system and reduces breakage

FIVE COLOR TEMPERATURES IN ONE

FieldCCeT models (one SKU providing 3000K, 3500K, 4000K, 5000K, and 6500K CCT) allows you to reduce your inventory while providing more flexibility to your customers

WIDER BEAM, MORE LIGHT

Wide illumination angle provides 330° of light distribution

project name	type
catalog number	voltage
approved by	date

T8 Type B Glass G13 Lamps
Available in 2', 3' and 4' lengths



FieldCCeT Models
also available



T8 Type B Plastic G13 Lamps
Available in 2', 3' and 4' lengths



T8 Type B Plastic FA8 Lamps
Available in 8' lengths



T8 Type B Plastic G13 Lamps
Available in 8' lengths




T8 Type B Plastic R17D Lamps
Available in 8' lengths



APPLICATIONS

- Office
- Hospital
- Classroom
- Hotel
- Retail
- Warehouse
- Stairwell
- Hallway
- Production
- Gym
- Campus



AVAILABLE MODELS*

ORDER CODE	ITEM #	WATTS	LUMENS	CCT*	EFFICACY (lm/W)	INPUT VOLTAGE	ILLUMINATION ANGLE	SINGLE + DOUBLE-ENDED	TRADITIONAL WATTAGE EQUIVALENT	DLC ID#
										STANDARD
GLASS										
2' LENGTH										
12949	L9WT8/24/BSDG/835	9W	1100 lm	3500K	122 lm/W	120-277V	330°	Single + Double-ended	17W Fluorescent	S-T6LHX9
12946	L9WT8/24/BSDG/840	9W	1150 lm	4000K	127 lm/W	120-277V	330°	Single + Double-ended	17W Fluorescent	S-S29Y48
12930	L9WT8/24/BSDG/850	9W	1150 lm	5000K	127 lm/W	120-277V	330°	Single + Double-ended	17W Fluorescent	S-43VOY6
12937	L9WT8/24/BSDG/FCCT	9W	1150 lm	3000/3500/4000/5000/6500K	127 lm/W	120-277V	330°	Single + Double-ended	17W Fluorescent	S-KR01YN
3' LENGTH										
12927	L12WT8/36/BSDG/835	12W	1400 lm	3500K	116 lm/W	120-277V	330°	Single + Double-ended	25W Fluorescent	S-C1XR5N
12928	L12WT8/36/BSDG/840	12W	1450 lm	4000K	120 lm/W	120-277V	330°	Single + Double-ended	25W Fluorescent	S-YWUMT2
12935	L12WT8/36/BSDG/850	12W	1450 lm	5000K	120 lm/W	120-277V	330°	Single + Double-ended	25W Fluorescent	S-BGUK21
12951	L12WT8/36/BSDG/FCCT	12W	1450 lm	3000/3500/4000/5000/6500K	120 lm/W	120-277V	330°	Single + Double-ended	25W Fluorescent	S-RU00XZ
4' LENGTH										
12942	L9.5WT8/48/BSDG/835	9.5W	1600 lm	3500K	168 lm/W	120-277V	330°	Single + Double-ended	32W Fluorescent	PLG3CR73ZC8Q
12940	L9.5WT8/48/BSDG/840	9.5W	1650 lm	4000K	173 lm/W	120-277V	330°	Single + Double-ended	32W Fluorescent	PLZ27QNTP3Y9
12938	L9.5WT8/48/BSDG/850	9.5W	1650 lm	5000K	173 lm/W	120-277V	330°	Single + Double-ended	32W Fluorescent	PLZV16XPCO3X
12948	L12WT8/48/BSDG/835	12W	1700 lm	3500K	141 lm/W	120-277V	330°	Single + Double-ended	32W Fluorescent	PL11ER915TXS
12941	L12WT8/48/BSDG/840	12W	1800 lm	4000K	150 lm/W	120-277V	330°	Single + Double-ended	32W Fluorescent	PLR44UNH947M
12947	L12WT8/48/BSDG/850	12W	1800 lm	5000K	150 lm/W	120-277V	330°	Single + Double-ended	32W Fluorescent	PLS988U884O1
12933	L14WT8/48/BSDG/FCCT	14W	1800 lm	3000/3500/4000/5000/6500K	128 lm/W	120-277V	330°	Single + Double-ended	32W Fluorescent	S-SI3T7L
12931	L15WT8/48/BSG/840	15W	1800 lm	4000K	120 lm/W	120-277V	330°	Single-ended	32W Fluorescent	P2J5PJD6
12956	L15WT8/48/BSG/850	15W	1800 lm	5000K	120 lm/W	120-277V	330°	Single-ended	32W Fluorescent	P5DYPYSH
12954	L15WT8/48/BSDG/835	15W	2100 lm	3500K	140 lm/W	120-277V	330°	Single + Double-ended	32W Fluorescent	PLC635B4BHZI
12936	L15WT8/48/BSDG/840	15W	2200 lm	4000K	146 lm/W	120-277V	330°	Single + Double-ended	32W Fluorescent	PLGRXV4SCABP
12958	L15WT8/48/BSDG/850	15W	2200 lm	5000K	146 lm/W	120-277V	330°	Single + Double-ended	32W Fluorescent	PL52JOOENV2
PLASTIC										
2' LENGTH										
13258	L8WT8-24-BDP-840	8W	1200 lm	4000K	150 lm/W	120-277V	330°	Double-ended	17W Fluorescent	S-LNK4FE
13259	L8WT8-24-BDP-850	8W	1200 lm	5000K	150 lm/W	120-277V	330°	Double-ended	17W Fluorescent	S-7WFX34
3' LENGTH										
13261	L9.5WT8-36-BDP-840	9.5W	1400 lm	4000K	147 lm/W	120-277V	330°	Double-ended	25W Fluorescent	S-09MFLR
13262	L9.5WT8-36-BDP-850	9.5W	1400 lm	5000K	147 lm/W	120-277V	330°	Double-ended	25W Fluorescent	S-2QDIMB
4' LENGTH										
13264	L9.9WT8-48-BDP-840	9.9W	1600 lm	4000K	161 lm/W	120-277V	330°	Double-ended	28W Fluorescent	S-6DPAUI
13265	L9.9WT8-48-BDP-850	9.9W	1600 lm	5000K	161 lm/W	120-277V	330°	Double-ended	28W Fluorescent	S-HRQM32
13267	L14.5WT8-48-BDP-840	14.5W	2100 lm	4000K	144 lm/W	120-277V	330°	Double-ended	32W Fluorescent	S-42IHO6
13268	L14.5WT8-48-BDP-850	14.5W	2100 lm	5000K	144 lm/W	120-277V	330°	Double-ended	32W Fluorescent	S-D1NPHV
8' LENGTH										
13273	L23.5WT8-96-BDP-840-FA8	23.5W	3500 lm	4000K	148 lm/W	120-277V	330°	Double-ended	54W Fluorescent	S-25NK7U
13270	L23.5WT8-96-BDP-840-G13	23.5W	3500 lm	4000K	148 lm/W	120-277V	330°	Double-ended	54W Fluorescent	No DLC Category
13274	L23.5WT8-96-BDP-850-FA8	23.5W	3500 lm	5000K	148 lm/W	120-277V	330°	Double-ended	54W Fluorescent	S-YRPFJ8
13271	L23.5WT8-96-BDP-850-G13	23.5W	3500 lm	5000K	148 lm/W	120-277V	330°	Double-ended	54W Fluorescent	No DLC Category
13276	L36.5WT8-96-BDP-840-FA8	36.5W	5500 lm	4000K	150 lm/W	120-277V	330°	Double-ended	96W Fluorescent	S-3R1MUT
13279	L36.5WT8-96-BDP-840-R17D	36.5W	5500 lm	4000K	150 lm/W	120-277V	330°	Double-ended	96W Fluorescent	No DLC Category
13277	L36.5WT8-96-BDP-850-FA8	36.5W	5500 lm	5000K	150 lm/W	120-277V	330°	Double-ended	96W Fluorescent	S-7GBDJI
13280	L36.5WT8-96-BDP-850-R17D	36.5W	5500 lm	5000K	150 lm/W	120-277V	330°	Double-ended	96W Fluorescent	No DLC Category

* All FieldCCEt lamps ship at 4000K CCT

COMPATIBLE EMERGENCY BATTERIES (FOR TYPE B INSTALLATION ONLY)**

ORDER CODE	ITEM #	DESCRIPTION	INPUT VOLTAGE	EMERGENCY TIME	OUTPUT POWER	BACKUP LUMENS	RECHARGE TIME	TITLE 20
10361	EMB-CP-5WBT-U	External Emergency Battery, 5W	120-277V	>90 mins	5W	700	24 hrs	Yes
11675	EEBE18WHA170S	External Emergency Battery, 18W	120-347V	>90 mins	18W	Refer to lamp*	24 hrs	Yes

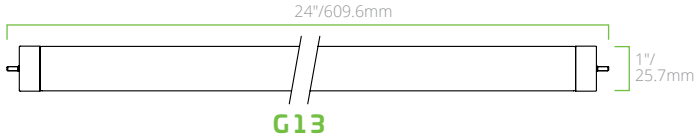
* Refer to the lamp's lumen output for the Backup Lumens

** Battery backups are NOT compatible with 8' Lamps

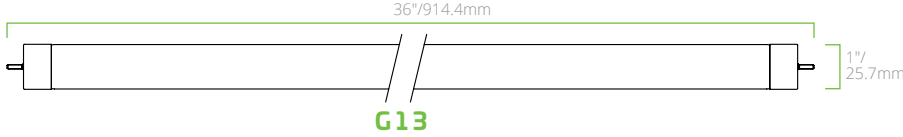
PRODUCT DIMENSIONS

TYPE B GLASS & PLASTIC

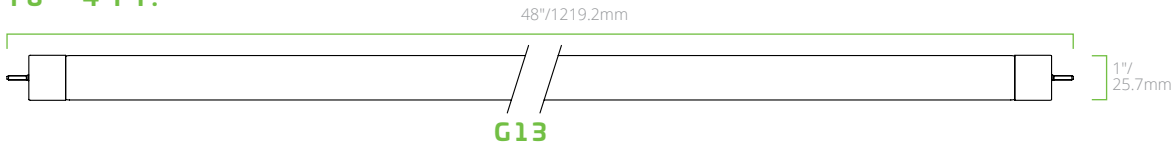
T8 - 2 FT.



T8 - 3 FT.

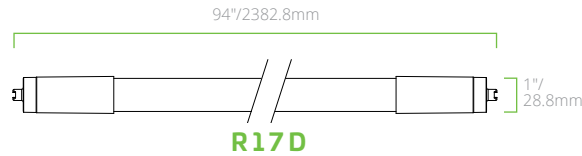
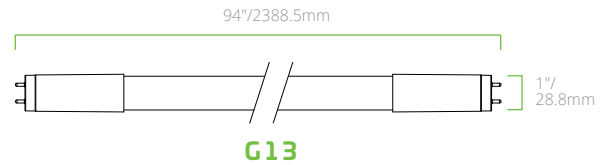
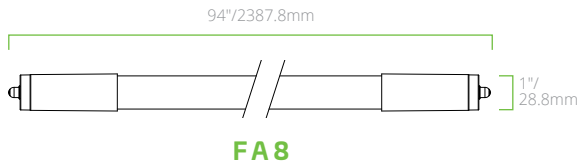


T8 - 4 FT.



TYPE B PLASTIC


T8 - 8 FT.



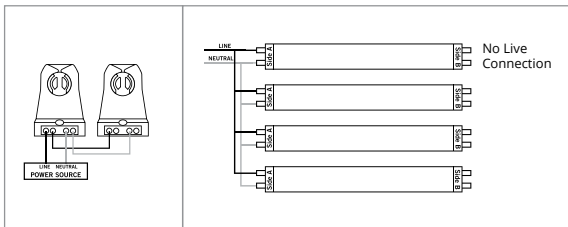
WIRING DIAGRAMS G13 LAMPS

SINGLE-ENDED

Single Lamp Installation





Multiple Lamp Installation

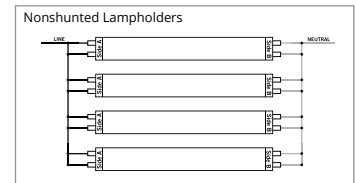
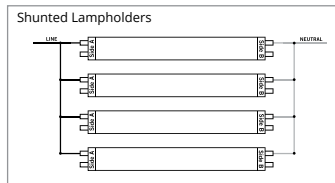


DOUBLE-ENDED*

Single Lamp Installation



Multiple Lamp Installation



*Note: Both pins on each end of the lamp must be connected to line voltage as shown above. If lamp holder is a non-shunted type, it must be shunted (shorted) by external jumper.