



BP2 Backlit Flat Panel TAA

HIGHLIGHTS

- Low profile design is ideal for shallow plenum spaces
- Backlit design provides direct light and does not require a light guide plate
- The use of a high-quality, non-yellowing PMMA diffuse lens ensures optimal light uniformity
- Lightweight design makes it easier and faster to install
- Available in 1'x4', 2'x2' and 2'x4' sizes
- PowerSet feature allows for multiple lumen stops out of the box
- FieldCCeT features provides multiple color temperature settings in one fixture

CERTIFICATIONS

- UL listed for US & Canada
- RoHS Compliant
- FCC Compliant
- ICES-005 Compliant
- IC Rated for insulation contact
- Damp Location rated
- DesignLights Consortium® Premium Qualified - meets the requirements for the highest DLC qualification for efficacy and lumen maintenance

PERFORMANCE

- High efficacy, up to 125 lm/W
- Available power-selectable 40/30/20W or 50/40/30W
- Available FieldCCeT models: field-selectable CCT 35/40/5000K
- CRI: >80
- Beam Angle: 110°
- Estimated L70: 100,000 Hours

ELECTRICAL

- Input voltage: 120-277V
- 0-10V dimming, dim-to-off
- Surge Protection: 1 kV
- Power Factor: >0.9
- THD: <20%

THERMAL

- -4°F to 113°F (-20°C to 45°C) ambient operating temperature



CONSTRUCTION

- White powder coated aluminum frame
- Non-yellowing PMMA diffuse lens

WARRANTY

- 5-Year limited warranty available [online](#). Contact your EiKO sales rep for additional details.

project name	type
catalog number	voltage
approved by	date



APPLICATIONS

- Office
- Hospitals
- Retail
- Schools
- General Purpose lighting

AVAILABLE MODELS







ORDER	ORDER CODE	ITEM #	SIZE	WATTS*	CCT**	LUMENS	EFFICACY (lm/W)	VOLTAGE	TRADITIONAL WATTAGE EQUIVALENT	DLC ID#
	15367	BP2-14-PS40P-8FCCT-UDIM	1x4	40/30/20W	35/40/5000K	2500/3750/5000 LM	125 lm/W	120-277V	2 x 32W 4ft T8	S-T4F613
	15370	BP2-22-PS40P-8FCCT-UDIM	2x2	40/30/20W	35/40/5000K	2500/3750/5000 LM	125 lm/W	120-277V	2 x 17W 2ft T8	S-08XGZS
	15369	BP2-24-PS50P-8FCCT-UDIM	2x4	50/40/30W	35/40/5000K	3750/5000/6250 LM	125 lm/W	120-277V	4 x 32W 4ft T8	S-6SDC6R

* All power-selectable fixtures ship at the highest wattage setting

** All CCT-selectable fixtures ship at 4000K

DEL CONFIGURATOR										
MODEL	-	SIZE	WATTS	DLC	-	CRI	CCT	-	VOLTAGE	D
BP2	-	22 = 2ft by 2 ft 14 = 1ft by 4ft 24 = 2ft by 4ft	40 = 40 Watts 50 = 50 Watts	P = Premium	-	8 = >80	FCCT = FieldCCeT	-	U = 120-277V	DIM = 0-10V Dimming

ACCESSORIES

ORDER	ORDER CODE	ITEM #	DESCRIPTION	IMAGE
MOUNTING ACCESSORIES				
	13909	FP1-SMK-14	FP1 Surface Mount Kit For 1x4 Flat Panels and Troffers	
	13908	FP1-SMK-22	FP1 Surface Mount Kit For 2x2 Flat Panels and Troffers	
	13912	FP1-SMK-24	FP1 Surface Mount Kit For 2x4 Flat Panels and Troffers	
	13913	FP1-RMK-14	FP1 Recessed Mount Kit For 1x4 Flat Panels and Troffers	
	13914	FP1-RMK-22	FP1 Recessed Mount Kit For 2x2 Flat Panels and Troffers	
	13915	FP1-RMK-24	FP1 Recessed Mount Kit For 2x4 Flat Panels and Troffers	

BATTERY BACKUPS

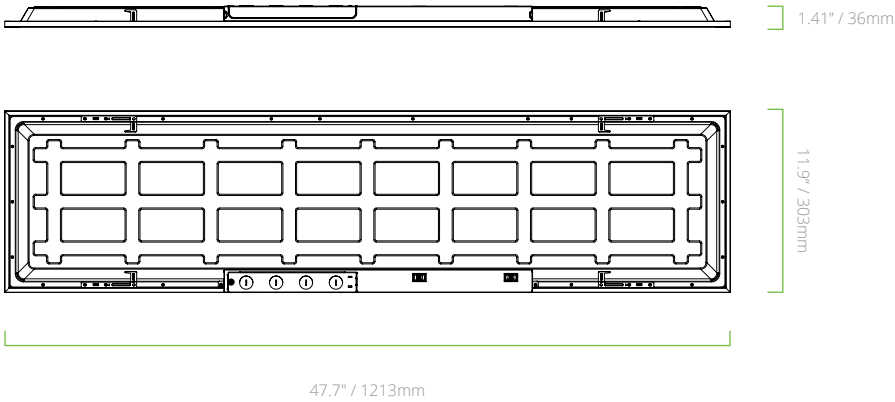
ORDER	ORDER CODE	ITEM #	DESCRIPTION
	11674	EEBE08WHA170S	EiKO Emergency Battery External 8W 120-347V 170VDC Single Flex-Conduit CEC Compliant Field install only.
	11675	EEBE18WHA170S	EiKO Emergency Battery External 18W 100-347V 170VDC Single Flex-Conduit CEC Compliant. Field install only.
	14982	EEBE-FTB	EEBE flat test button and indicator for Panel light and downlight. (OPTIONAL)

CONTROLS & SENSORS: FIELD INSTALLED

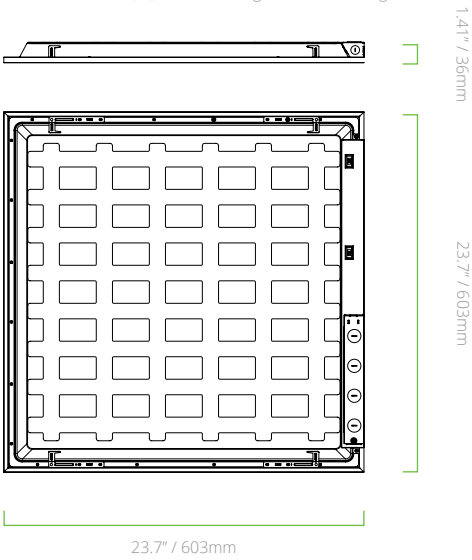
ORDER	ORDER CODE	ITEM #	DESCRIPTION
NETWORKED LIGHTING CONTROLS (NLC)			
SENSOR AND CONTROLLER			
	12634	PSC-WCM-450-BLE-SR	BLE TruBlu Wireless Control Module, 120-277V 16A Relay, 0-10V, 12V AUX 300mA, 100ft, Parameters set by Silvoir App
	13359	SENA-WCPA	BLE PIR Motion sensor, 12-24V, Ceiling Mount, 0-10V, Daylight Harvesting, 12ft, OD3.3" WhiteTrim (ID2.7"), Parameters set by Silvoir App. Note: Requires a power supply of 12-24VDC from the PSC-WCM-450-BLE-SR for proper operation.
WALL OR WIRELESS CONTROLLERS			
	12635	PSC-DM-WS-100-BLE-SR	BLE TruBlu 120-277V, Single Gang Single Button Wall Controller, White, Parameters set by Silvoir App.
	12636	PSC-DM-I-WS-100-BLE-SR	BLE TruBlu PIR Occupancy/ Vacancy Sensor, 120-277V, Single Gang Wall Controller, White, Parameters set by Silvoir App.
	12637	PSC-DM-WS-400-BLE-SR	BLE TruBlu 4-Button Wall Controller, 120-277V, Single Gang, White, Parameters set by Silvoir App.
	12654	ESRPB-W-EO	BLE Easyfit by EnOcean wireless self-powered kinetic Single rocker pad, white, wall plate included.
	12655	EDRPB-W-EO	BLE Easyfit by EnOcean wireless self-powered kinetic Double rocker pad, white, wall plate included.
	13234	SGW-101	BLE Silvoir Gateway SGW-101 Manufactured by Rigado (model: Cascade-500). 5-year from Silvoir warranty and tech support.

PRODUCT DIMENSIONS

1X4 MODEL Weight: 4.3 lbs / 1.9 kg



2X2 MODEL Weight: 4.1 lbs / 1.8 kg



2X4 MODEL Weight: 8.0 lbs / 3.6 kg

