



BOX Flood Light

FEATURES

- Built in 7-Pin NEMA photocell receptacle
- Includes shorting cap
- PowerSet feature allows for multiple "set and forget" lumen stops in each fixture

CERTIFICATIONS

- UL Certified for US & Canada
- RoHS Compliant
- FCC Compliant
- IP65 Rated
- DesignLights Consortium® Premium Qualified - meets the requirements for the highest DLC qualification for efficacy and lumen maintenance

PERFORMANCE

- Rated lifetime: L70: >50,000 hours
- PowerSet: 150/100/80/50W; 21,000/15,300/12,500/8,200 lm (120V); 21,000/15,450/12,600/8,250 lm (277V)
300/240/200/150W; 41,300/35,500/29,500/22,900 lm (120V); 41,600/35,400/29,600/23,000 lm (277V)
- 5000K CCT
- CRI: >70

ELECTRICAL

- Input voltage: 120-277V, 277-480V
- Surge protection: 10kV
- 0-10V dimming
- Power Factor: >0.9
- THD: <20%

THERMAL

- -40°F to 122°F (-40°C to 50°C) operating temperature

CONSTRUCTION

- Die-cast aluminum heat sink for low weight and thermal performance
- UV resistant polycarbonate optical lens
- Durable powder coating for corrosion resistance
- Stainless steel hardware

WARRANTY

- 5 Year limited warranty available [online](#). Contact your EiKO sales rep for additional details.

project name	type
catalog number	voltage
approved by	date



150W

300W



APPLICATIONS

- Parking Areas
- Automotive Dealerships
- Campuses
- Airports
- Area security lighting
- Building facades
- Signs
- Entryways

AVAILABLE MODELS

ORDER	ORDER CODE	ITEM #	WATTS	CCT	LUMENS	EFFICACY (lm/W)	DIMMING	VOLTAGE	TRADITIONAL WATTAGE EQUIVALENT	DLC	
										PREMIUM	
	12123	BOX1/PS150/750/UD/BZ	150/100/80/50	5000	21,000/15,300/12,500/8,200	135	0-10V	120-277	Up to 400W HID	PBM2CYT9	
	12125	BOX1/PS150/750/VD/BZ	150/100/80/50	5000	21,000/15,450/12,600/8,250	135	0-10V	277-480	Up to 400W HID	PJ35EFIT	
	12124	BOX2/PS300/750/UD/BZ	300/240/200/150	5000	41,300/35,500/29,500/22,900	135	0-10V	120-277	Up to 1000W HID	PGXUO3WH	
	12126	BOX2/PS300/750/VD/BZ	300/240/200/150	5000	41,600/35,400/29,600/23,000	135	0-10V	277-480	Up to 1000W HID	PRPJ8SZ4	

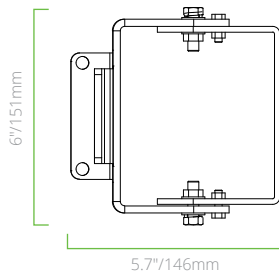
MODEL CONFIGURATOR								
MODEL	-	WATTS	-	CRI/CCT	-	VOLTAGE AND DIMMING	-	FINISH
BOX	-		-		-		-	BZ

EXAMPLE PART NUMBER: BOX2/PS300/750/UD/B

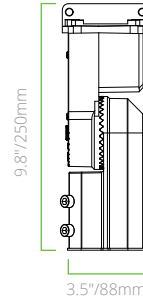
ACCESSORIES

ORDER	ORDER CODE	ITEM #	DESCRIPTION
	12127	BOX/SFACC	Box Slipfitter Accessory
	12535	BOX/TRACC	Box Trunnion Accessory
	14950	JL-208	3-pin Nema Twist-lock Shorting plug, 120-480V, 15A, 2-year Warranty
	14947	JL-205C	3-pin Nema Twist-lock Photocell, 120-277V, 5A and 120W+ only, 2-year Warranty
	14948	JL-207C	3-pin Nema Twist-lock Photocell, 120-277V, 5A, 5-year Warranty
	09966	EK4036S	Photocell, Flush Mount, 120-277V
	09967	EK4136S	Photocell, Stem Mount, Side Lens, 120-277V
	09969	EK4736S	Photocell, Stem Swivel Mount, Top Lens, 120-277V
	14949	JL-207F	3-pin Nema Twist-lock Photocell, 120-480V, 5A, 5-year Warranty.
	10204	LED4537SC	10204 LED4537SC 3-pin Nema Twist-lock Premium Photocell LED4537SC, 347-480V, 2A, 12-year Warranty

ACCESSORY DIMENSIONS

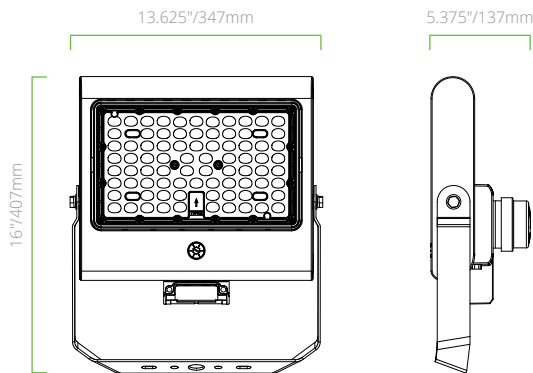


TRUNNION

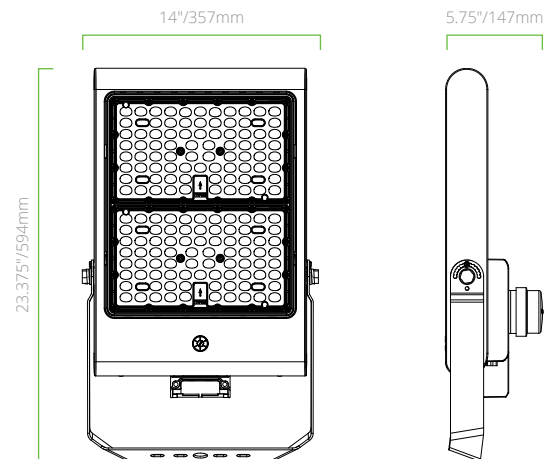


SLIPFITTER

PRODUCT DIMENSIONS

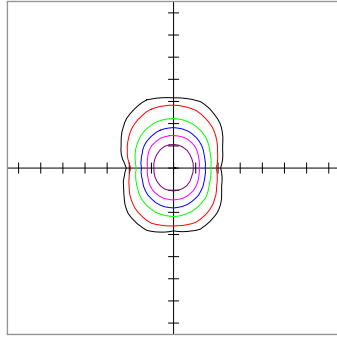


BOX1

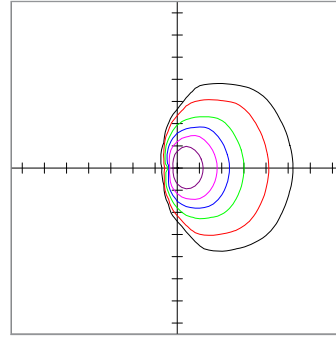


BOX2

DISTRIBUTION



LUMINAIRE TILTED AT 0°



LUMINAIRE TILTED AT 45°

Distances are in units of mounting height (20').

MOUNTING CONFIGURATIONS

150W



S Single
EPA: 0.58



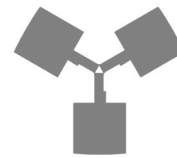
D90 Double 90°
EPA: 1



D180 Double 180°
EPA: 1.22



T90 Triple 90°
EPA: 1.44



T90 Triple 120°
EPA: 1.29



Q90 Quad 90°
EPA: 1.86

300W



S Single
EPA: 0.8



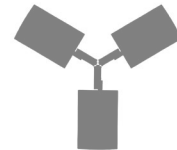
D90 Double 90°
EPA: 1.25



D180 Double 180°
EPA: 1.44



T90 Triple 90°
EPA: 1.89



T90 Triple 120°
EPA: 1.7



Q90 Quad 90°
EPA: 2.34