



PL Type A LED PL Lamps

HIGHLIGHTS

- LED PL Type A G24q (4-pin) plug and play replacement lamps directly replace traditional G24q & GX24q (4-pin) 13W, 18W, 26W and 42W CFL lamps without having to change a ballast
- Rotatable base provides precision aiming (horizontal installation)
- Instantaneous full light output upon power-up
- Omni directional lamps provide 360° of light distribution
- Polycarbonate lens reduces the risk of injury or breakage

CERTIFICATIONS

- UL Certified for US & Canada
- RoHS Compliant
- FCC Compliant
- ICES-005 Compliant
- Damp Location Rated
- DesignLights Consortium® Qualified - meets DLC requirements for efficacy and lumen maintenance (select 9.5W, 14.5, 17W models only)

PERFORMANCE

- High efficacy: up to 134 lm/W
- Available in fixed wattage models: 6W, 7W, 9.5W, 14.5W or 17W
- Available in single CCT models: 2700K, 3000K, 3500K or 4000K CCT or FieldCCeT models: field-selectable CCT 30/35/4000K
- CRI >80
- Estimated Lifetime: L70 > 50,000 hours

ELECTRICAL

- Input voltage: Type A - Voltage dependent on ballast
- Power Factor: >0.9
- THD: <20%

THERMAL

- -4°F to 113°F (-20°C to 45°C) operating temperature*

CONSTRUCTION

- Aluminum heatsink
- Polybutylene Terephthalate base
- Shatter-resistant lamp housing

BALLAST COMPATIBILITY

- For a list of compatible ballasts please download the guide [here](#)

WARRANTY

- 5-Year limited warranty available [online](#). Contact your EiKO sales rep for additional details

*Not recommended for air-tight fixtures

project name	type
catalog number	voltage
approved by	date



KEY FEATURES

LAMP-FOR-LAMP REPLACEMENT

Hassle-free install with a lamp-for-lamp replacement.

FEWER SKUS TO MANAGE


One lamp can work on multiple sockets, allowing you to reduce your inventory while providing more flexibility to your customers (see Socket Compatibility section).

THREE COLOR TEMPERATURES IN ONE

FieldCCeT models (one SKU providing 3000K, 3500K, 4000K CCT) allows you to reduce your inventory while providing more flexibility to your customers (available on 9.5W G24q base models).

ROTATABLE BASE

Horizontal installation models feature a rotatable base of up to 270° to provide precision aiming.



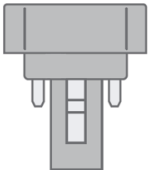
AVAILABLE MODELS

ORDER	ORDER CODE	ITEM #	WATTS	LUMENS	CCT*	EFFICACY (lm/W)	INSTALL POSITION	BEAM ANGLE	ROTATABLE BASE	TRADITIONAL WATTAGE EQUIVALENT	DLC ID#
G24Q											
	14595	L6WPLC/A/827/UD/G24Q/HR	6	540	2700	90	Horizontal	110°	270°	13W/18W CFL	n/a
	14596	L6WPLC/A/830/UD/G24Q/HR	6	545	3000	91	Horizontal	110°	270°	13W/18W CFL	n/a
	12887	L6WPLC/A/835/UD/G24Q/HR	6	550	3500	92	Horizontal	110°	270°	13W/18W CFL	n/a
	12861	L6WPLC/A/840/UD/G24Q/HR	6	600	4000	100	Horizontal	110°	270°	13W/18W CFL	n/a
	14597	L6WPLC/A/827/UD/G24Q/V	6	545	2700	91	Vertical	120°	N/A	13W/18W CFL	n/a
	14598	L6WPLC/A/830/UD/G24Q/V	6	550	3000	92	Vertical	120°	N/A	13W/18W CFL	n/a
	12878	L6WPLC/A/835/UD/G24Q/V	6	600	3500	100	Vertical	120°	N/A	13W/18W CFL	n/a
	12881	L6WPLC/A/840/UD/G24Q/V	6	650	4000	108	Vertical	120°	N/A	13W/18W CFL	n/a
	14599	L7WPLC/A/827/UD/G24Q/O	7	820	2700	117	Universal	360°	N/A	13W/18W CFL	n/a
	14600	L7WPLC/A/830/UD/G24Q/O	7	825	3000	118	Universal	360°	N/A	13W/18W CFL	n/a
	12865	L7WPLC/A/835/UD/G24Q/O	7	830	3500	119	Universal	360°	N/A	13W/18W CFL	n/a
	12892	L7WPLC/A/840/UD/G24Q/O	7	860	4000	123	Universal	360°	N/A	13W/18W CFL	n/a
	14605	L9.5WPLC/A/827/UD/G24Q/HR	9.5	950	2700	100	Horizontal	110°	270°	18W/26W CFL	S-M32TIS
	12874	L9.5WPLC/A/835/UD/G24Q/HR	9.5	1050	3500	111	Horizontal	110°	270°	18W/26W CFL	S-00N63D
	12876	L9.5WPLC/A/840/UD/G24Q/HR	9.5	1050	4000	111	Horizontal	110°	270°	18W/26W CFL	S-054D6X
	12875	L9.5WPLC/A/8FCCT/UD/G24Q/HR	9.5	1010	30/35/4000	106	Horizontal	110°	270°	18W/26W CFL	S-IJCRLE
	14608	L9.5WPLC/A/827/UD/G24Q/V	9.5	950	2700	100	Vertical	120°	N/A	18W/26W CFL	S-UZA2YD
	12879	L9.5WPLC/A/835/UD/G24Q/V	9.5	1050	3500	11	Vertical	120°	N/A	18W/26W CFL	S-X2INZ1
	12870	L9.5WPLC/A/840/UD/G24Q/V	9.5	1050	4000	111	Vertical	120°	N/A	18W/26W CFL	S-X6Z17Q
	12877	L9.5WPLC/A/8FCCT/UD/G24Q/V	9.5	1120	30/35/4000	118	Vertical	120°	N/A	18W/26W CFL	S-M1XGJ3
	14606	L9.5WPLC/A/827/UD/G24Q/O	9.5	1120	2700	118	Universal	360°	N/A	18W/26W CFL	n/a
	12866	L9.5WPLC/A/835/UD/G24Q/O	9.5	1200	3500	126	Universal	360°	N/A	18W/26W CFL	n/a
	12885	L9.5WPLC/A/840/UD/G24Q/O	9.5	1250	4000	132	Universal	360°	N/A	18W/26W CFL	n/a
	14607	L9.5WPLC/A/8FCCT/UD/G24Q/O	9.5	1185	30/35/4000	125	Universal	360°	N/A	18W/26W CFL	n/a
	14575	L14.5WPLC/A/830/UD/G24Q/HR	14.5	1900	3000	131	Horizontal	110°	150°	26W/32W/42W CFL	S-5SE1YW
	12852	L14.5WPLC/A/835/UD/G24Q/HR	14.5	1900	3500	131	Horizontal	110°	150°	26W/32W/42W CFL	S-6D918U
	12853	L14.5WPLC/A/840/UD/G24Q/HR	14.5	1950	4000	134	Horizontal	110°	150°	26W/32W/42W CFL	S-7LRPEQ
	14576	L14.5WPLC/A/850/UD/G24Q/HR	14.5	1950	5000	134	Horizontal	110°	150°	26W/32W/42W CFL	S-TQ40K3
	14581	L17WPLC/A/830/UD/G24Q/V	17	2000	3000	118	Vertical	120°	N/A	26W/32W/42W CFL	S-ACNY0M
	12858	L17WPLC/A/835/UD/G24Q/V	17	2050	3500	121	Vertical	120°	N/A	26W/32W/42W CFL	S-CAMSD2
	12860	L17WPLC/A/840/UD/G24Q/V	17	2050	4000	121	Vertical	120°	N/A	26W/32W/42W CFL	S-DR73JL
	14582	L17WPLC/A/850/UD/G24Q/V	17	2050	5000	121	Vertical	120°	N/A	26W/32W/42W CFL	S-NVGJ3

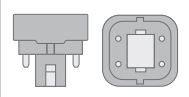
*All CCT-selectable lamps ship at 4000K CCT

SOCKET COMPATIBILITY

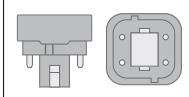
**TYPE A
G24Q
PL LAMP**



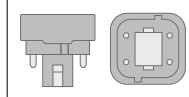
WORKS WITH



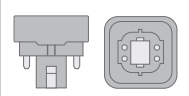
G24q-1



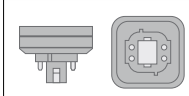
G24q-2



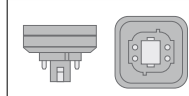
G24q-3



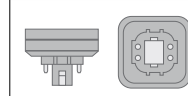
GX24q-1



GX24q-2

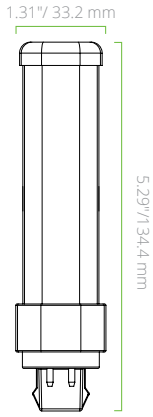


GX24q-3

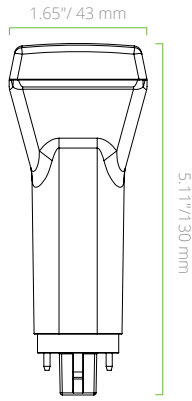


GX24q-4

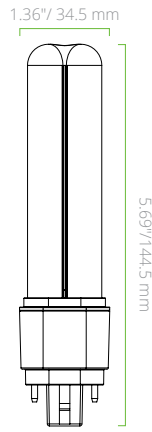
PRODUCT DIMENSIONS



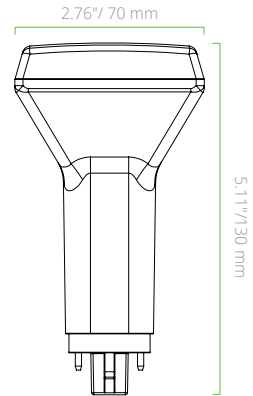
**L6W G24Q BASE
HORIZONTAL**



**L6W G24Q BASE
VERTICAL**



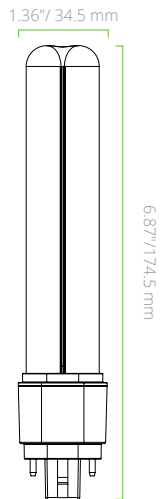
**L7W G24Q BASE
OMNI-DIRECTIONAL**



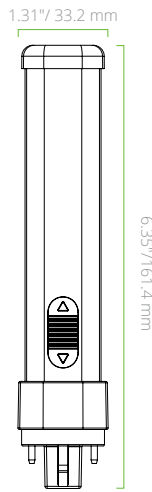
**L9.5W G24Q BASE
VERTICAL**



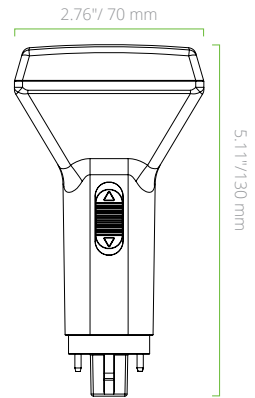
**L9.5W G24Q BASE
HORIZONTAL**



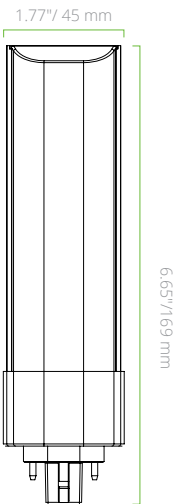
**L9.5W G24Q BASE
OMNI-DIRECTIONAL**



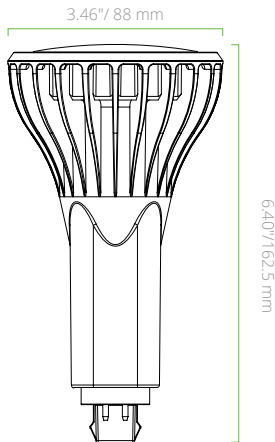
**L9.5W G24Q BASE
HORIZONTAL
(CCT SELECTABLE)**




**L9.5W G24Q BASE
VERTICAL
(CCT SELECTABLE)**



**L14.5W G24Q BASE
HORIZONTAL**



**L17W G24Q BASE
VERTICAL**



**L9.5W G24Q BASE
OMNI-DIRECTIONAL**