



PL Type B LED PL Lamps

HIGHLIGHTS

- LED PL Type B 2G7 & 2GX7 (4-pin) lamps easily replaces existing 2G7 & 2GX7 (4-pin) 7W, 9W and 11W CFL lamps by bypassing the existing fluorescent ballast and wiring directly to line voltage
- LED PL Type B G24d (2-pin) lamps easily replace existing G24d & GX24d (2-pin), G24q & GX24q (4-pin) 26W and 42W CFL lamps by bypassing the existing fluorescent ballast and wiring directly to line voltage
- Rotatable base (on select models) provides precision aiming
- Internal LED driver means no need to replace a ballast resulting in long-term maintenance savings
- Instantaneous full light output upon power-up
- Polycarbonate lens reduces the risk of injury or breakage
- FieldCCeT models include multiple CCT's all in one lamp

CERTIFICATIONS

- UL Certified for US & Canada
- RoHS Compliant
- FCC Compliant
- ICES-005 Compliant
- Damp Location Rated

PERFORMANCE

- High efficacy: up to 129 lm/W
- Available in fixed wattage models: 3.5W, 5.5W, 15W, 15.5W, 16.5W, 17W
- Available in single CCT models: 2700K, 3000K, 3500K, 4000K or 5000K CCT
- Available in FieldCCeT models: 27/30/35/4000K (PLS) or 30/35/40/5000K (PLT)
- CRI >80
- Estimated Lifetime: L70 > 50,000 hours

ELECTRICAL

- Input voltage: Type B - 120-277VAC
- Power Factor: >0.9
- THD: <20%
- Not suitable for use with dimmers

THERMAL

- -4°F to 113°F (-20°C to 45°C) ambient operating temperature*

CONSTRUCTION

- Aluminum heatsink
- Polybutylene Terephthalate base
- Shatter-resistant lamp housing

WARRANTY

- 5-Year limited warranty available [online](#). Contact your EiKO sales rep for additional details.

*Not recommended for air-tight fixtures

project name	type
catalog number	voltage
approved by	date



3.5W
2G7 BASE
HORIZONTAL



5.5W
2GX7 BASE
HORIZONTAL



17W
GX24D BASE
OMNIDIRECTIONAL



15.5W
G24D BASE
HORIZONTAL



16.5W
G24D BASE
VERTICAL



PLS MODELS
AVAILABLE WITH
FIELDCCET



RoHS
Compliant



CAN
ICES-005



KEY FEATURES

NO BALLAST REQUIRED

Eliminate the ballast with a simple installation bypassing the existing fluorescent ballast and wiring directly to line voltage.

FEWER SKUS TO MANAGE

One lamp can work on multiple sockets, allowing you to reduce your inventory while providing more flexibility to your customers (see Socket Compatibility section).

ROTATABLE BASE

Horizontal installation models feature a rotatable base of up to 150° to provide precision aiming.

ONE LAMP WORKS
WITH MULTIPLE
SOCKETS



ROTATABLE
BASE

AVAILABLE MODELS

ORDER CODE	ITEM #	WATTS	LUMENS	CCT*	EFFICACY (lm/W)	VOLTAGE	INSTALL POSITION	BEAM ANGLE	ROTATABLE BASE	TRADITIONAL WATTAGE EQUIVALENT
2G7										
12895	L3.5WPLS/B/827/U/2G7/H	3.5	330	2700	94	120-277	Horizontal	120°	N/A	11W CFL
14585	L3.5WPLS/B/830/U/2G7/H	3.5	330	3000	94	120-277	Horizontal	120°	N/A	11W CFL
14586	L3.5WPLS/B/835/U/2G7/H	3.5	350	3500	100	120-277	Horizontal	120°	N/A	11W CFL
12897	L3.5WPLS/B/840/U/2G7/H	3.5	350	4000	100	120-277	Horizontal	120°	N/A	11W CFL
15472	L3.5WPLS/BP/8FCCT/U/2G7/H	3.5	400	27/30/35/4000	114	120-277	Horizontal	180°	N/A	11W CFL
2GX7										
12896	L5.5WPLS/B/827/U/2GX7/H	5.5	550	2700	100	120-277	Horizontal	120°	N/A	13W CFL
14593	L5.5WPLS/B/830/U/2GX7/H	5.5	550	3000	100	120-277	Horizontal	120°	N/A	13W CFL
14594	L5.5WPLS/B/835/U/2GX7/H	5.5	560	3500	102	120-277	Horizontal	120°	N/A	13W CFL
12868	L5.5WPLS/B/840/U/2GX7/H	5.5	570	4000	104	120-277	Horizontal	120°	N/A	13W CFL
15473	L5.5WPLS/BP/8FCCT/U/2GX7/H	5.5	620	27/30/35/4000	113	120-277	Horizontal	180°	N/A	13W CFL
G24D										
14577	L15.5WPLC/B/830/U/G24D/HR	15.5	1900	3000	123	120-277	Horizontal	110°	150°	26W CFL
12854	L15.5WPLC/B/835/U/G24D/HR	15.5	1900	3500	123	120-277	Horizontal	110°	150°	26W CFL
12855	L15.5WPLC/B/840/U/G24D/HR	15.5	2000	4000	129	120-277	Horizontal	110°	150°	26W CFL
14578	L15.5WPLC/B/850/U/G24D/HR	15.5	2000	5000	129	120-277	Horizontal	110°	150°	26W CFL
14579	L16.5WPLC/B/830/U/G24D/V	16.5	1850	3000	112	120-277	Vertical	120°	N/A	26W CFL
12856	L16.5WPLC/B/835/U/G24D/V	16.5	1850	3500	112	120-277	Vertical	120°	N/A	26W CFL
12857	L16.5WPLC/B/840/U/G24D/V	16.5	1900	4000	115	120-277	Vertical	120°	N/A	26W CFL
14580	L16.5WPLC/B/850/U/G24D/V	16.5	1900	5000	115	120-277	Vertical	120°	N/A	26W CFL
GX24D										
15476	L15WPLT/BP/8FCCT/U/GX24D/O	15	2200	30/35/40/5000	147	120-277	Omnidirectional	360°	N/A	32W CFL
15477	L17WPLT/BP/8FCCT/U/GX24D/O	17	2500	30/35/40/5000	147	120-277	Omnidirectional	360°	N/A	42W CFL

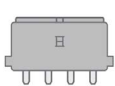
*All CCT-selectable lamps ship at 4000K CCT

BATTERY BACKUP

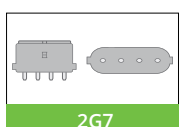
ORDER CODE	ITEM #	DESCRIPTION	INPUT VOLTAGE	EMERGENCY TIME	OUTPUT POWER	COMPATIBLE LAMP WATTAGE	RECHARGE TIME	TITLE 20
11674	EEBE08WHA170S	External Emergency Battery, 8W	120-347V	>90 mins	Max. 8W	8W or below	24 hrs	Yes
11675	EEBE18WHA170S	External Emergency Battery, 18W	120-347V	>90 mins	Max. 18W	18W or below	24 hrs	Yes

SOCKET COMPATIBILITY

TYPE B 2G7 PL LAMP

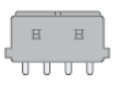


WORKS WITH

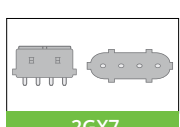


2G7

TYPE B 2GX7 PL LAMP

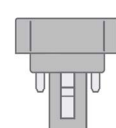


WORKS WITH

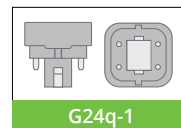


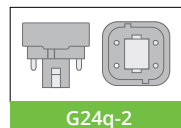
2GX7

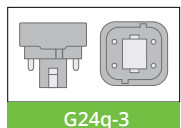
TYPE B G24D GX24D PL LAMP





WORKS WITH

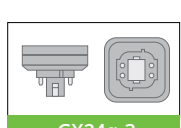

G24q-1

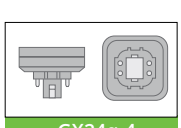

G24q-2

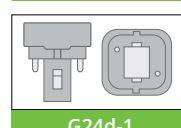

G24q-3

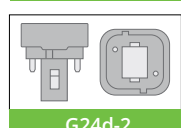

GX24q-1

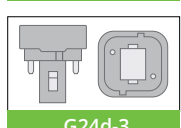

GX24q-2

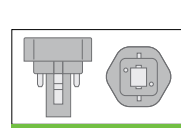

GX24q-3

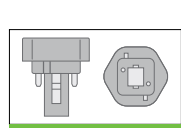

GX24q-4

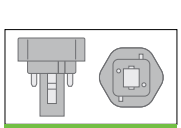

G24d-1


G24d-2


G24d-3


GX24d-1


GX24d-2

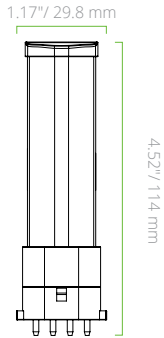

GX24d-3

2

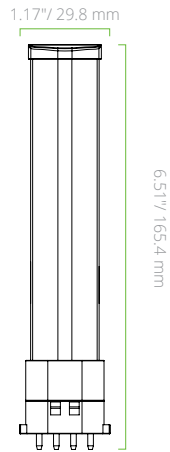
©2023 Eiko Global, LLC. World Headquarters: 18000 W. 105th Street, 3rd Floor, Olathe, KS 66061 1.800.852.2217
Head Office, Canada: 7900 Goreway Dr Unit 8, Brampton, ON L6T 5W6 1.888.741.2673

eiko.com
Rev. 08/20/24

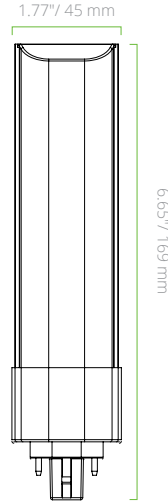
PRODUCT DIMENSIONS




L3.5W 2G7 BASE HORIZONTAL



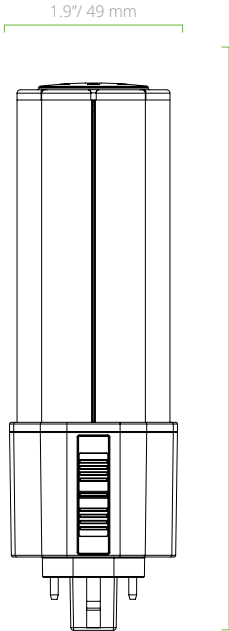
L5.5W 2GX7 BASE HORIZONTAL



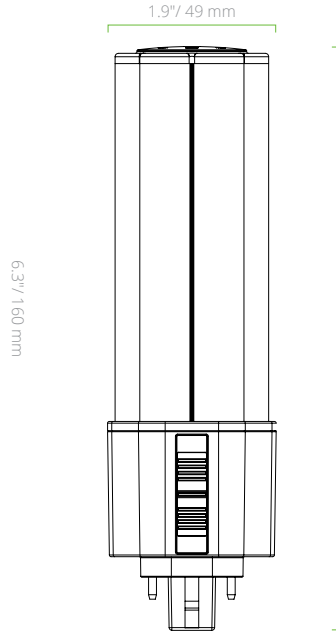
L15.5W G24D BASE HORIZONTAL



L16.5W G24D BASE VERTICAL



L15W GX24D BASE OMNIDIRECTIONAL



L17W GX24D BASE OMNIDIRECTIONAL