



SSD Slim Surface Downlight

HIGHLIGHTS

- Slim design provides a sleek and modern look that blends seamlessly with the ceiling
- Versatile installation applications including kitchens, bathrooms, hallways, offices and commercial spaces
- Replaces legacy CFL or incandescent downlights
- FieldCCeT models allow for 5 CCT options
- Triac and 0-10V dimming models available
- Suitable for new construction or retrofit applications
- Provides comfortable diffused light with no dark spots

CERTIFICATIONS

- ETL
- ENERGY STAR® Approved for superior energy efficiency (select models)
- Wet Location
- RoHS Compliant
- FCC Compliant
- ICES-005 Compliant
- Title 20 and JA8 Compliant (90+ CRI models)

PERFORMANCE

- High efficacy, up to 83 lm/W
- Single Wattage: 10, 12, or 15W
- Single CCT models: 3000K
- FieldCCeT models: 27/30/35/40/5000K
- CRI: 80+, 90+ models
- Beam Angle: 110°
- Estimated LED L70: 100,000 Hours
- Rated Life:
 - Single CCT models: 25,000 hours
 - FieldCCeT models: 50,000 hours

ELECTRICAL

- Input Voltage: 120V, 120-277V
- Dimming: Triac (120V models), 0-10V (120-277V models)
- Surge Protection: 2.5kV
- Power Factor: >0.9
- THD: <20%

THERMAL

- -4°F to 113°F (-20°C to 45°C) ambient operating temperature


CONSTRUCTION

- Frosted lens for diffused lighting

WARRANTY

- 120V Models: 3-Year limited warranty available [online](#). Contact your EiKO sales rep for additional details.
- 5-Year limited warranty available [online](#). Contact your EiKO sales rep for additional details.

project name	type
catalog number	voltage
approved by	date



FieldCCeT availability



SSD7 fixture w/EM



APPLICATIONS

- Reception/Lobby
- Retail/Storefront
- Dr. Offices/Waiting/Patient Rooms
- Admin/Class/Conference/Meeting Rooms/Library
- Multi-Residential (Dorms/ Apartments)
- Gyms & Athletic Facilities
- Industrial/Commercial Offices

MODEL CONFIGURATOR											
MODEL	SIZE	-	WATTAGE	-	CRI	FIELDCCET	-	VOLTAGE	DIMMING	-	COLOR
SSD : Slim Surface Downlight	5.5 - 5.5"	-	10W - 10W	-	8 - 80+	30 - 3000K	-	[Blank] - 120V	DT - Triac	-	WH - White
	7 - 7"		12W - 12W		9 - 90+	FCCT - 27/30/35/40/5000K		U - 120-27V	DIM - 0-10V		
	9 - 9"		15W - 15W								

AVAILABLE MODELS

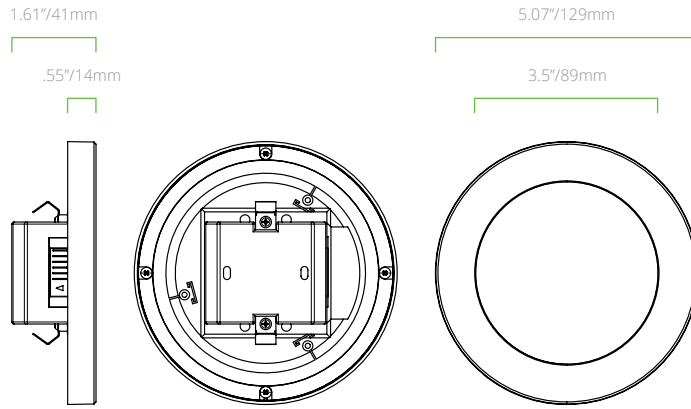
ORDER	ORDER CODE	ITEM #	SIZE	WATTS (W)	LUMENS (lm)	EFFICACY (lm/W)	CRI	CCT (K)	DIMMING	VOLTAGE (VAC)	ENERGY STAR
	15143	SSD5.5-10W-830-120DT-WH	5.5"	10	820	82	80	3000	Triac	120	
	15145	SSD5.5-10W-8FCCT-UDIM-WH	5.5"	10	820	82	80	2700/3000/3500/4000/5000	0-10V	120-277	★
	15153	SSD5.5-10W-9FCCT-UDIM-WH	5.5"	10	820	82	90	2700/3000/3500/4000/5000	0-10V	120-277	★
	15147	SSD7-12W-830-120DT-WH	7"	12	1000	83	80	3000	Triac	120	
	15149	SSD7-12W-8FCCT-UDIM-WH	7"	12	1000	83	80	2700/3000/3500/4000/5000	0-10V	120-277	★
	15154	SSD7-12W-9FCCT-UDIM-WH	7"	12	1000	83	90	2700/3000/3500/4000/5000	0-10V	120-277	★
	15151	SSD9-15W-830-120DT-WH	9"	15	1230	82	80	3000	Triac	120	
	15152	SSD9-15W-8FCCT-UDIM-WH	9"	15	1230	82	80	2700/3000/3500/4000/5000	0-10V	120-277	★

ACCESSORIES

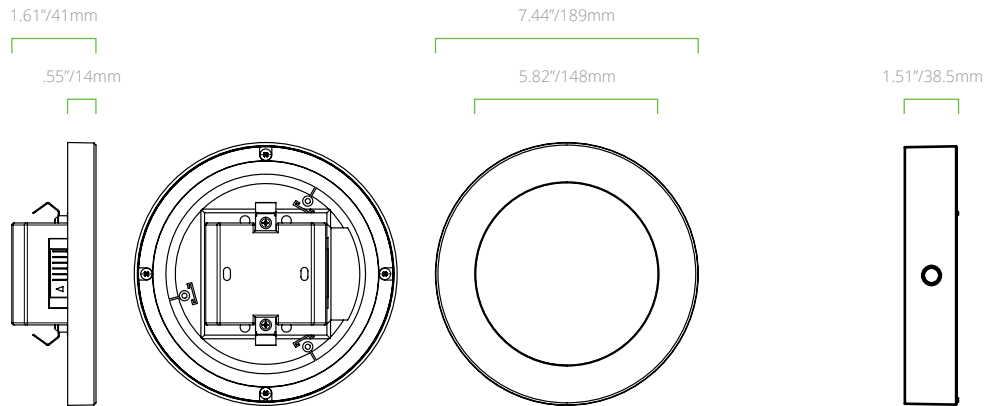
ORDER	ORDER CODE	ITEM #	DESCRIPTION
	15155	SSD7EM	Slim Surface Downlight 7" Battery Backup Accessory

PRODUCT DIMENSIONS

SSD5.5



SSD7



SSD7EM

SSD9

